



## Modul

Modul is a new downlight system featuring modularity, optimal performance and flexible use.

Modul's components can be combined in an almost endless range of variants: there are single, double and triple sized frames in which two different types of lamp heads or a blank cover plate can be mounted. In addition, three different lamp wattages and beam angles are available so even complex lighting needs can easily be met.

The individual lamp heads are easily mounted and dismantled in the different available frames and maintenance is easy: a simple twist of the front bezel gives access to the lamp compartment while another twist locks it securely back in place.

Modul's custom-designed reflectors are optimized for the latest light sources and are made out of high grade 99.9% pure aluminium. These, in combination with a specially coated, non reflective glass, give a stellar light output ratio up to **89%** compared to an average of just 60-65%.



### Product specifications

**Protection** IP20, CAT 1

**Colour** Silver, White, Black

**Gear** Electronic (HF)

**Lightsources** MT Elite-35/G8.5  
MT Elite-70/G8.5  
MT Shoplight-35/G8.5  
MT Shoplight-70/G8.5  
MT-20/PGJ5  
MT-35/G8.5  
MT-35/PGJ5  
MT-70/G8.5

**Notice** - Installation cut-outs:

Single Frame **180 x 180mm**  
Duo Frame **180 x 335mm**  
Trio Frame **180 x 490mm**

- Maximum ceiling thickness: 25mm  
- Spring mounted - No tools required



## VIP Tracklight

The VIP Tracklight is an elegant looking tracklight made completely of die-cast aluminium.

Its reflector series is custom-designed for CDM-TC ELITE light sources and is made out of high grade 99.9% pure aluminium. These, in combination with a specially coated, non reflective glass, give a stellar light output ratio up to 85% compared to an average of just 60-65%.

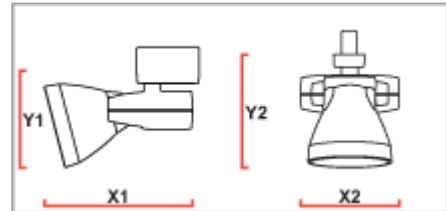
Maintenance has also been considered: a simple twist of the front bezel gives access to the lamp compartment while another twist locks it securely back in place.

### Product specifications

<b>Protection</b>	IP20, CAT 1
<b>Colour</b>	Silver, White, Black
<b>Gear</b>	Electronic (HF)



### Measurements



Y1: 137  
X1: 263

Y2: 166  
X2: 136



## L'eminence

The L'eminence is worthy of its name - the custom-designed reflector for instance is optimized for CDM-TC Elite light sources and is made out of high grade 99.9% aluminium.

This reflector in combination with an especially coated, non reflective glass combine to give a stellar light output ratio of 85% compared to an average 60-65%.

Maintenance needs have also been considered; a simple twist of the front bezel gives access to the lamp compartment while another twist locks it securely back in place.

### Product specifications

<b>Protection</b>	IP20, CAT 1
<b>Colour</b>	Silver, White, Black
<b>Gear</b>	Electronic (HF)
<b>Lightsources</b>	MT Elite-35/G8.5 MT Elite-70/G8.5



### Articles

\* = 5 silver, 6 white, 9 black

149221E*	L'Eminence CDM-TC 35W/930 Elite SP GA69	1270g
149222E*	L'Eminence CDM-TC 35W/930 Elite FL GA69	1270g
149223E*	L'Eminence CDM-TC 35W/930 Elite WFL GA69	1270g
149321E*	L'Eminence CDM-TC 70W/930 Elite SP GA69	1270g
149322E*	L'Eminence CDM-TC 70W/930 Elite FL GA69	1270g
149323E*	L'Eminence CDM-TC 70W/930 Elite WFL GA69	1270g



## Eminence

Eminence is the smaller companion of the L'eminence and is optimised for CDM-Tm lightsources.

Its specially designed reflector series in combination with a special glass give it a Light Output Ratio (LOR) of up to **89%** compared to a standard 60-65%!

Maintenance needs have also been considered; a simple twist of the front bezel gives access to the lamp compartment while another twist locks it securely back in place.

### Product specifications

<b>Protection</b>	IP20, CAT 1
<b>Colour</b>	Silver, White, Black
<b>Gear</b>	Electronic (HF)
<b>Lightsource</b>	MT-20/PGJ5 MT-35/PGJ5



### Articles

\* = 5 silver, 6 white, 9 black

1497211*	Eminence CDM-Tm 20W830 SP GA69	880g
1497221*	Eminence CDM-Tm 20W830 FL GA69	880g
1497231*	Eminence CDM-Tm 20W830 WFL GA69	880g
1498211*	Eminence CDM-Tm 35W930 SP GA69	920g
1498221*	Eminence CDM-Tm 35W930 FL GA69	920g
1498231*	Eminence CDM-Tm 35W930 WFL GA69	920g



## VIP DL

The VIP Downlight is an elegant looking orientable downlight made completely of die-cast aluminium.

Its reflector series is custom-designed for CDM-TC ELITE light sources and is made out of high grade 99.9% pure aluminium. These, in combination with a specially coated, non reflective glass, give a stellar light output ratio up to 85% compared to an average of just 60-65%.

Maintenance has also been considered: a simple twist of the front bezel gives access to the lamp compartment while another twist locks it securely back in place.

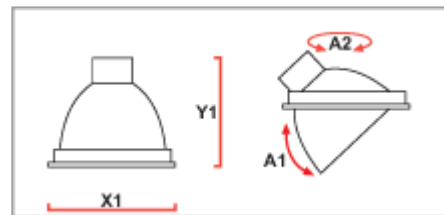
Finally, a wide range of movement allows for flexible installations.

### Product specifications

<b>Protection</b>	IP20, CAT 2
<b>Colour</b>	Silver, White, Black
<b>Gear</b>	Electronic (HF)
<b>Lightsources</b>	MT Elite-35/G8.5 MT Elite-70/G8.5 MT Shoplight-35/G8.5 MT Shoplight-70/G8.5 MT-35/PGJ5 MT-70/G8.5
<b>Notice</b>	- Installation cut-out diameter <b>180mm</b> - Maximum ceiling thickness: 25mm - Spring mounted - No tools required



### Measurements



X1: 192  
Y1: 133

A1: 90°  
A2: 350°



## Service NAVI LED

The Service NAVI is a great LED accent light featuring an innovative LED solution combining diodes and high performance optics for optimal lightoutput.

Mounting it in the track is very easy thanks to the new GA300 adapter which locks in place with a simple twist.

At 3,2W and 500mA the average life time is 30.000h and two lightcolours are available: warm white (3050K) and cold white (6900K)

available beam angles are 8,5°, 15° and 25°.

### Product specifications

<b>Protection</b>	IP20, CAT 2
<b>Colour</b>	Silver, White, Black
<b>Gear</b>	Electronic (HF)





## Service-Light LED

The Service Light is a great LED accent light featuring an innovative LED solution combining diodes and high performance optics for optimal lightoutput.

Mounting it in the track is very easy thanks to the new GA300 adapter which locks in place with a simple twist.

at 3,2W and 500mA the average life time is 30.000h and two lightcolours are available: warm white (3050K) and cold white (6900K)

available beam angles are 8,5°, 15° and 25°.

### Product specifications

<b>Protection</b>	IP20, CAT 2
<b>Colour</b>	Silver, White, Black
<b>Gear</b>	Electronic (HF)





## Smart

- A great value LED downlight with a functional, high light output of 2000Lm - comparable to CFL 2x26W downlights
- Superior quality white 3000K or 4000K LED light
- 50 000h average lifetime
- Consistent colour and lumen output
- No heat or UV radiation
- Low energy consumption:
- 3000K: **36W** total power consumption (incl. driver)
- 4000K: **32W** total power consumption (incl. driver)
- Integrated thermal protection
- fitted with a reflector specifically designed for LEDs to focus light where it is most needed

## Product specifications

<b>Protection</b>	IP20, CAT 2
<b>Colour</b>	Silver, White, Black
<b>Gear</b>	Electronic (HF)
<b>Notice</b>	- Installation cut-out <b>160mm</b>

## Articles

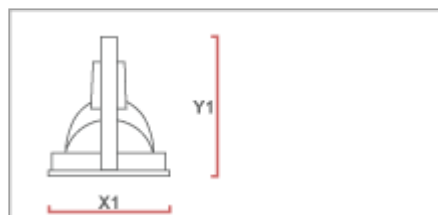
'\*' = 5 silver, 6 white, 9 black

19C1311\* Smart 2000/840 58° 1220g

19C1411\* Smart 2000/830 58° 1220g



## Measurements



X1: 179

Y1: 134



## Smart+

A great value LED downlight with high output, controllable light available in two versions:

### Smart+ Forta

- 2000Lm, 3000K or 4000K white LED light
- Low energy consumption:
- 3000K: **36W** total power consumption (incl. driver)
- 4000K: **32W** total power consumption (incl. driver)

### Smart+ Lexa

- Superior quality white LED light programmable from 2700K to 6500K
- Fully RGB programmable and dimmable 0-100% without colour shift
- 1100Lm, 45W power consumption

Both have the following advantages:

- 50 000h average lifetime
- Consistent colour and lumen output
- No heat or UV radiation
- Integrated thermal protection
- available with a 30 or 48 degree reflector specifically designed for LEDs to focus the light where it is most needed

### Product specifications

<b>Protection</b>	IP20, CAT 2
<b>Colour</b>	Silver, White, Black
<b>Gear</b>	Electronic (HF)
<b>Notice</b>	- Installation cut-out <b>170mm</b>

### Articles

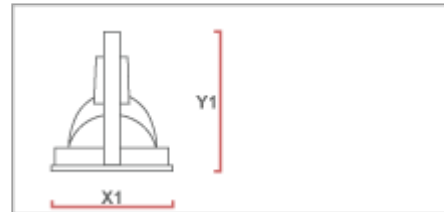
\*\* = 5 silver, 6 white, 9 black

19C2311\* Smart+ 2000/840 30° 1900g  
19C2411\* Smart+ 2000/830 30° 1900g

19C2313\* Smart+ 2000/840 48° 1900g  
19C2413\* Smart+ 2000/830 48° 1900g



### Measurements



X1: 192  
Y1: 173



## Mini-Man LED

The Mini-Man is the first in our range of LED fixtures featuring an innovative LED solution combining diodes and high performance optics for optimal lightoutput.

at 3,2W and 500mA the average life time is 30.000h and two lightcolours are available: warm white (3050K) and cold white (6900K)

available beam angles are 8,5°, 15° and 25°.

### Product specifications

<b>Protection</b>	IP20, CAT 2
<b>Colour</b>	Silver, White, Black
<b>Gear</b>	Electronic (HF)
<b>Lightsource</b>	MR16 Medium 15° WarmWhite 500mA-3,2/G6.6

### Articles

\*' = 5 silver, 6 white, 9 black

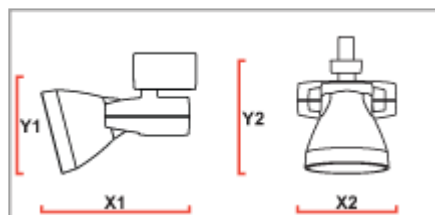
1460111\* Mini-Man LED GA69 3,2W coolwhite 8,5° 210g  
1460112\* Mini-Man LED GA69 3,2W warmwhite 8,5° 210g

1460121\* Mini-Man LED GA69 3,2W coolwhite 15° 210g  
1460122\* Mini-Man LED GA69 3,2W warmwhite 15° 210g

1460131\* Mini-Man LED GA69 3,2W coolwhite 25° 210g  
1460132\* Mini-Man LED GA69 3,2W warmwhite 25° 210g



### Measurements



X1: 145  
Y1: 110

X2: 60  
Y2: 160



## Mini-Star LED

The Mini Star features an innovative LED solution combining diodes and high performance optics for optimal lightoutput

at 3,2W and 500mA the average life time is 30.000h and two lightcolours are available: warm white (3050K) and cold white (6900K)

available beam angles are 8,5°, 15° and 25°

Very suitable for illuminating sensitive materials as there is no heat or UV radiation

Also available with dimmable control gear

### Product specifications

<b>Protection</b>	IP20, CAT 2
<b>Colour</b>	Silver, White, Black
<b>Gear</b>	Electronic (HF)
<b>Notice</b>	- Installation cut-out diameter 68mm - Maximum ceiling thickness: 20mm - Spring mounted - No tools required

### Articles

\* = 5 silver, 6 white, 9 black

1468111\* Mini-Star LED 3,2W coolwhite 8,5° 190g

1468112\* Mini-Star LED 3,2W warmwhite 8,5° 190g

1468121\* Mini-Star LED 3,2W coolwhite 15° 190g

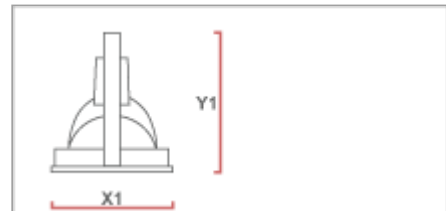
1468122\* Mini-Star LED 3,2W warmwhite 15° 190g

1468131\* Mini-Star LED 3,2W coolwhite 25° 190g

1468132\* Mini-Star LED 3,2W warmwhite 25° 190g



### Measurements



X1: 76  
Y1: 73



## Mini-Planet LED

The Mini Planet features an innovative LED solution combining diodes and high performance optics for optimal lightoutput

at 3,2W and 500mA the average life time is 30.000h and two lightcolours are available: warm white (3050K) and cold white (6900K)

available beam angles are 8,5°, 15° and 25°

Very suitable for illuminating sensitive materials as there is no heat or UV radiation

Also available with dimmable control gear

### Product specifications

<b>Protection</b>	IP20, CAT 2
<b>Colour</b>	Silver, White, Black
<b>Gear</b>	Electronic (HF)
<b>Notice</b>	- Installation cut-out diameter 100mm - Maximum ceiling thickness: 30mm - Spring mounted - No tools required - Supplied complete with gear and euro-plug

### Articles

'\*' = 5 silver, 6 white, 9 black

19E1111\* Mini-Planet LED 3,2W coolwhite 8,5°  
19E1511\* Mini-Planet LED 3,2W warmwhite 8,5°

19E1211\* Mini-Planet LED 3,2W coolwhite 15°  
19E1611\* Mini-Planet LED 3,2W warmwhite 15°

19E1311\* Mini-Planet LED 3,2W coolwhite 25°  
19E1711\* Mini-Planet LED 3,2W warmwhite 25°





## Service-Man LED

The Service-Man features an innovative LED solution combining diodes and high performance optics for optimal lightoutput and is an ideal wallspot for home use.

at 3,2W and 500mA the average life time is 30.000h and two lightcolours are available: warm white (3050K) and cold white (6900K)

available beam angles are 8,5°, 15° and 25°.

Delivered standard with 2,5m cable and plug.



### Product specifications

<b>Protection</b>	IP20, CAT 2
<b>Colour</b>	Silver, White, Black
<b>Gear</b>	Electronic (HF)

### Articles

\* = 5 silver, 6 white, 9 black

19D1110*	Service-Man LED GA69 3,2W coolwhite 8,5°	210g
19D1510*	Service-Man LED GA69 3,2W warmwhite 8,5°	210g
19D1210*	Service-Man LED GA69 3,2W coolwhite 15°	210g
19D1610*	Service-Man LED GA69 3,2W warmwhite 15°	210g
19D1310*	Service-Man LED GA69 3,2W coolwhite 25°	210g
19D1710*	Service-Man LED GA69 3,2W warmwhite 25°	210g



## Forta

- One of the first LED tracklights with a functional, high light output comparable to current benchmarks set by HID and compact fluorescent lighting: 2000Lm
- Superior quality white 3000 or 4000K LED light
- 50'000h average lifetime
- Consistent colour and lumen output
- No heat or UV radiation
- Low energy consumption:
  - 3000K: **36W** total power consumption (incl. driver)
  - 4000K: **32W** total power consumption (incl. driver)
- Integrated thermal protection
- fitted with an additional reflector to focus the light where it is most needed

## Product specifications

<b>Protection</b>	IP20, CAT 1
<b>Colour</b>	Silver, White, Black
<b>Gear</b>	Electronic (HF)

## Articles

- = 1 silver, 2 black, 3 white

19A2312\* Forta 2000/840 GA69 30°

19A2412\* Forta 2000/830 GA69 30°

19A2313\* Forta 2000/840 GA69 48°

19A2413\* Forta 2000/830 GA69 48°

19A2314\* Forta 2000/840 GA69 58°

19A2414\* Forta 2000/840 GA69 58°





## Lexa

- Extremely flexible LED tracklight with a high light output of 1100Lm
- Superior quality white LED light programmable from 2700K to 6500K
- fully RGB programmable and dimmable 0-100% without colour shift
- 50 000h average lifetime
- Consistent colour and lumen output
- No heat or UV radiation
- 45W power consumption
- Integrated thermal protection
- fitted with an additional reflector to focus the light where it is most needed
- Controllable through DMX512 & RDM protocols (DALI being added)

### Product specifications

**Protection** IP20, CAT 1

**Colour** Silver, White, Black

**Gear** Electronic (HF)

**Notice** Control signals can be passed directly to the fixture via our control track and GAC100 DMX adapter or seperately via cable

Lival can also supply various control panels and solutions - please contact us for more information





## Cheese

A great LED tracklight with high output, controllable light available in two versions:

### Cheese Forta

- 2000Lm, 3000K / 4000K white LED light
- Low energy consumption:
- 3000K: **36W** total power consumption (incl. driver)
- 4000K: **32W** total power consumption (incl. driver)

### Cheese Lexa

- Superior quality white LED light programmable from 2700K to 6500K
- Fully RGB programmable and dimmable 0-100% without colour shift
- 1100Lm, 45W power consumption

Both have the following advantages:

- 50 000h average lifetime
- Consistent colour and lumen output
- No heat or UV radiation
- Integrated thermal protection
- fitted with an additional reflector to focus the light where it is most needed

Additionally available as pendant and downlight

### Product specifications

- Protection** IP20, CAT 1  
**Colour** Silver, White, Black  
**Gear** Electronic (HF)  
**Notice** Control signals for the Cheese Lexa can be passed directly to the fixture via our control track and GAC100 DMX adapter or separately via cable

Lival can also supply various control panels and solutions - please contact us for more information

Cheese DL cutout **230mm**

### Articles

\*\* = 5 silver, 6 white, 9 black

19B1412\* Cheese Track 2000/830 GA69 30°

19B1312\* Cheese Track 2000/840 GA69 30°

19B1413\* Cheese Track 2000/830 GA69 48°

19B1313\* Cheese Track 2000/840 GA69 48°

19B1414\* Cheese Track 2000/830 GA69 58°

19B1314\* Cheese Track 2000/840 GA69 58°

19B1542\* Cheese Track 1100/RGB GAC DMX 30°



19B1543\* Cheese Track 1100/RGB GAC DMX 48°  
19B1544\* Cheese Track 1100/RGB GAC DMX 58°

## Mini Sting Duo

- Miniaturised and lightweight double CDM-Tm downlight for indoor applications such as sparkling accents and shop windows
- Ideal for small or low shop areas where high quality lighting is a must
- Extremely compact - either mounted fixed and flush with the ceiling or orientable
- Constructed completely from die-cast aluminum and sheet metal
- Supplied with stand-alone electronic control gear
- Wide range of movement: turnable 350° and adjustable 42°
- Available with miniature metal halide light sources 20W or 35W



### Product specifications

<b>Protection</b>	IP20, CAT 2
<b>Colour</b>	Silver, White, Black
<b>Gear</b>	Electronic (HF)
<b>Lightsources</b>	MT-20/PGJ5 MT-35/PGJ5
<b>Reflector</b>	Faceted reflectors: SPf 12°, FLf 24°, WFLf 34°
<b>Notice</b>	- Installation cut-out <b>240 x 115mm</b> - Maximum ceiling thickness: 25mm - Spring mounted - No tools required

### Articles

\*1 = 5 silver, 6 white, 9 black

1791111*	Mini Sting Duo HF CDM-Tm 20W/830 SPf
1791121*	Mini Sting Duo HF CDM-Tm 20W/830 FLf
1791131*	Mini Sting Duo HF CDM-Tm 20W/830 WFLf
1796111*	Mini Sting Duo HF CDM-Tm 35W/930 SPf
1796121*	Mini Sting Duo HF CDM-Tm 35W/930 FLf
1796131*	Mini Sting Duo HF CDM-Tm 35W/930 WFLf

## Parasit

- Stylish energy saving downlight constructed completely from die-cast aluminium for metal halide lightsources
- Very wide range of movement - it can also be turned approximately 15° inwards
- Available with stand-alone electronic or conventional control gears
- Available with metal halide 35/70/150W
- Fitted with SDW-TG lightsources this fitting is ideal for the illumination of bread and meat sections due to the warm light of this lightsource

### Product specifications

<b>Protection</b>	IP20, CAT 2
<b>Colour</b>	Silver, White, Black
<b>Gear</b>	Electronic (HF), Conventional
<b>Lightsource</b>	MT Elite-35/G12 MT Elite-70/G12 MT Shoplight-35/G12 MT Shoplight-70/G12 MT-150/G12 MT-35/G12 MT-70/G12 STH-100/GX12 STH-50/GX12
<b>Reflector</b>	Faceted reflectors: SPf 12°, FLf 24°, WFLf 44°, VWFLf 60°
<b>Notice</b>	- Installation cut-out diameter 195mm - Maximum ceiling thickness: 25mm - Spring mounted - No tools required

### Articles

- = 5 silver, 6 white, 9 black

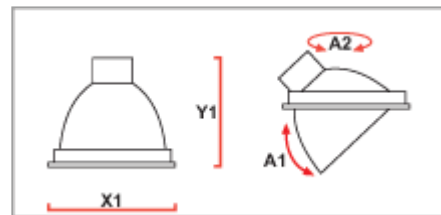
1172111\* Parasit HF CDM-T 35W/830 SPf 1250g  
 1172121\* Parasit HF CDM-T 35W/830 FLf 1250g  
 1172131\* Parasit HF CDM-T 35W/830 WFLf 1250g  
 1172141\* Parasit HF CDM-T 35W/830 VWFLf 1250g

1171111\* Parasit HF CDM-T 70W/830 SPf 1250g  
 1171121\* Parasit HF CDM-T 70W/830 FLf 1250g  
 1171131\* Parasit HF CDM-T 70W/830 WFLf 1250g  
 1171141\* Parasit HF CDM-T 70W/830 VWFLf 1250g

1173111\* Parasit HF CDM-T 150W/830 SPf 1290g  
 1173121\* Parasit HF CDM-T 150W/830 FLf 1290g  
 1173131\* Parasit HF CDM-T 150W/830 WFLf 1290g  
 1173141\* Parasit HF CDM-T 150W/830 VWFLf 1290g



### Measurements



X1: 206  
Y1: 170

A1: 80°  
A2: 350°



## Bandit

- Elegant one armed track fixture made completely of powder painted die-cast aluminium
- Integrated, full electronic control gear
- One-piece reflector unit - no tools required for lamp changes
- High light intensity: available for Metal Halide 35W & 70W

### Product specifications

<b>Protection</b>	IP20, CAT 1
<b>Colour</b>	Silver, White, Black
<b>Gear</b>	Electronic (HF)
<b>Lightsource</b>	MT Elite-35/G12 MT Elite-70/G12 MT Shoplight-35/G12 MT Shoplight-70/G12 MT-35/G12 MT-70/G12
<b>Reflector</b>	Faceted reflectors: SPf 12°, FLf 24°, WFLf 44°, VWFLf 60°



### Articles

- = 5 silver, 6 white, 9 black

1192211* Bandit GA69 CDM-T 35W/830 SPf	1115g
1192221* Bandit GA69 CDM-T 35W/830 FLf	1115g
1192231* Bandit GA69 CDM-T 35W/830 WFLf	1115g
1192241* Bandit GA69 CDM-T 35W/830 VWFLf	1115g
1191211* Bandit GA69 CDM-T 70W/830 SPf	1115g
1191221* Bandit GA69 CDM-T 70W/830 FLf	1115g
1191231* Bandit GA69 CDM-T 70W/830 WFLf	1115g
1191241* Bandit GA69 CDM-T 70W/830 VWFLf	1115g



## Pistol Econo

- The Pistol Econo is the latest addition to our Pistol family
- A compact and elegant floodlight developed for TC light sources
- Integrated full electronic control gear
- High light output thanks to a range of faceted reflectors specifically designed for TC light sources
- Available with TC 20W and 35W light sources

### Product specifications

<b>Protection</b>	IP20, CAT 2
<b>Colour</b>	Silver, White, Black
<b>Gear</b>	Electronic (HF)
<b>Lightsources</b>	MT Elite-35/G8.5 MT-20/G8.5 MT-35/G8.5
<b>Reflector</b>	Faceted reflectors TC: SPf 9°, FLf 25°, WFLf 42°

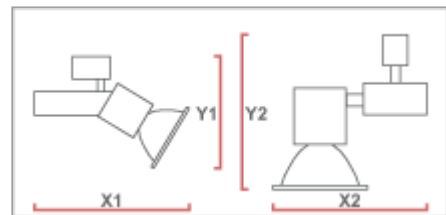
### Articles

\*' = 5 silver, 6 white, 9 black

130E51E\* Pistol Econo CDM-TC 35W/930 Elite GA69 SP 480g  
130E52E\* Pistol Econo CDM-TC 35W/930 Elite GA69 FL 480g  
130E53E\* Pistol Econo CDM-TC 35W/930 Elite GA69 WFL 480g



### Measurements



X1: 250  
Y1: 125

X2: 200  
Y2: 150



## Glider Trend Eco

- Made of powder painted sheet metal and die-cast aluminium
- Integrated, full electronic control gear
- One-piece reflector unit with easy bayonet fixing
- High light intensity: available for Metal Halide 35W
- Turnable 360° and adjustable 148°

### Product specifications

<b>Protection</b>	IP20, CAT 1
<b>Colour</b>	Silver, White, Black
<b>Gear</b>	Electronic (HF)
<b>Lightsources</b>	MT Elite-35/G12 MT-35/G12
<b>Reflector</b>	Faceted reflectors: SPf 12°, FLf 24°, WFLf 44°, VWFLf 60°

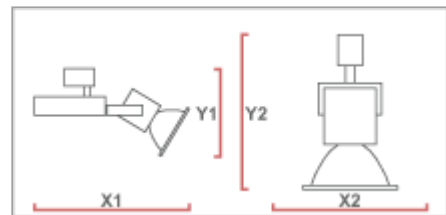
### Articles

\*1 = 5 silver, 6 white, 9 black

161E21E*	Glider Trend Eco GA69 CDM-T 35W/930 Elite SPf	960g
161E22E*	Glider Trend Eco GA69 CDM-T 35W/930 Elite FLf	960g
161E23E*	Glider Trend Eco GA69 CDM-T 35W/930 Elite WFLf	960g
161E24E*	Glider Trend Eco GA69 CDM-T 35W/930 Elite VWFLf	960g



### Measurements



**MT 35W**  
X1: 260  
Y1: 150

**MT 35W**  
X2: 125  
Y2: 160



## Glider Vert Eco

- Made of powder painted sheet metal and die-cast aluminium
- Integrated, full electronic control gear
- One-piece reflector unit with easy bayonet fixing
- High light intensity: available for Metal Halide 35W

### Product specifications

<b>Protection</b>	IP20, CAT 1
<b>Colour</b>	Silver, White, Black
<b>Gear</b>	Electronic (HF)
<b>Lightsources</b>	MT Elite-35/G12 MT-35/G12
<b>Reflector</b>	Faceted reflectors: SPf 12°, FLf 24°, WFLf 44°, VWFLf 60°

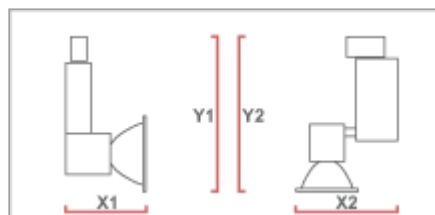
### Articles

\*' = 5 silver, 6 white, 9 black

161E61E*	Glider Vert Eco GA69 CDM-T 35W/930 Elite SPf	860g
161E62E*	Glider Vert Eco GA69 CDM-T 35W/930 Elite FLf	860g
161E63E*	Glider Vert Eco GA69 CDM-T 35W/930 Elite WFLf	860g
161E64E*	Glider Vert Eco GA69 CDM-T 35W/930 Elite VWFLf	860g



### Measurements



X1: 150  
Y1: 130

X2: 205  
Y2: 155



## Glider Variant Eco

- Made of powder painted sheet metal and die-cast aluminium
- Integrated, full electronic control gear
- One-piece reflector unit with easy bayonet fixing
- High light intensity: available for Metal Halide 35W

### Product specifications

<b>Protection</b>	IP20, CAT 1
<b>Colour</b>	Silver, White, Black
<b>Gear</b>	Electronic (HF)
<b>Lightsources</b>	MT Elite-35/G12 MT-35/G12
<b>Reflector</b>	Faceted reflectors: SPf 12°, FLf 24°, WFLf 44°, VWFLf 60°

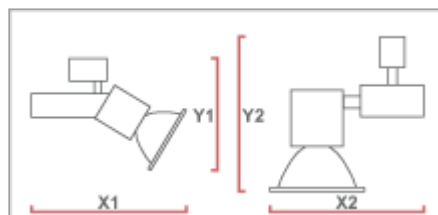
### Articles

\*' = 5 silver, 6 white, 9 black

161E41E*Glider Variant Eco GA69 CDM-T 35W/930 Elite SPf	860g
161E42E*Glider Variant Eco GA69 CDM-T 35W/930 Elite FLf	860g
161E43E*Glider Variant Eco GA69 CDM-T 35W/930 Elite WFLf	860g
161E44E*Glider Variant Eco GA69 CDM-T 35W/930 Elite VWFLf	860g



### Measurements



**MT 35W**  
X1: 185  
Y1: 170

**MT 35W**  
X2: 195  
Y2: 180



## Solid

- A compact and stylish wallwasher made of thermoplastic and die-cast aluminium
- When mounted the gear box is completely flush with the ceiling
- Available for single-ended Metal Halide 70W

### Product specifications

<b>Protection</b>	IP20, CAT 2
<b>Colour</b>	Silver, White, Black
<b>Gear</b>	Electronic (HF)
<b>Lightsource</b>	MT Elite-35/G12 MT Elite-70/G12 MT Shoplight-70/G12 MT-35/G12 MT-70/G12



### Articles

\*\* = 5 silver, 6 white, 9 black

1502211\* Solid GAT102 HF CDM-T 35W

1503211\* Solid GAT102 HF CDM-T 70W



## Reaction

- A new and very small fixture for double-ended metal halide 70W
- Integrated, full electronic control gear
- High light intensity in a small package
- Turnable 350°, adjustable 100° and tiltable 20°

## Product specifications

<b>Protection</b>	IP20, CAT 1
<b>Colour</b>	Silver, White, Black
<b>Gear</b>	Electronic (HF)
<b>Lightsource</b>	MD-70/RX7s

## Articles

\*' = 5 silver, 6 white, 9 black

1441511\* Reaction GA69 CDM-TD 70W 1015g





## Perfectum

- Energy saving and slim-lined batten for compact or standard fluorescent lamp
- Electronic control gear
- standard available in silver or white
- Supplied with twin socket outlets and lamp
- Symmetric design: the socket can be placed on the left or right side
- Housing in powder painted sheet metal
- Acrylic diffuser
- Ideal for the kitchen - mounting on the wall or under cupboards

### Product specifications

<b>Protection</b>	IP21, CAT 1
<b>Colour</b>	Silver, White
<b>Gear</b>	Electronic (HF)
<b>Lightsources</b>	FDH-14/G5 FSD-11/2G7

### Articles

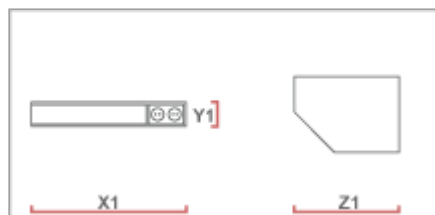
'\*' = 5 silver, 6 white

1002113\* Perfectum 11W/31 A 1042g

1004113\* Perfectum 14W/31 A 663g



### Measurements



**11W A**  
X1: 375  
Y1: 75  
Z1: 75

**14W A**  
X1: 695  
Y1: 75  
Z1: 75



## Navi LED

The Navi LED is a very compact LED solution for Global Pro 3-phase track and is cost effective and easy to use as:

- back up light
- night light
- guidance light
- safely/security light

### Product specifications

<b>Protection</b>	IP20, CAT 2
<b>Colour</b>	Silver, White, Black
<b>Gear</b>	Electronic (HF)

### Articles

\*1 = 1 grey, 2 black, 3 white

191N111\*                      Navi LED 3W coolwhite 14° GA300 75g

191N121\*                      Navi LED 3W warmwhite 14° GA300 75g



## Glider Trend

- Part of our new range of pure-styled track fixtures made of powder painted sheet metal and die-cast aluminium
- Integrated, full electronic control gear
- One-piece reflector unit with easy bayonet fixing
- High light intensity: available for Metal Halide 35W/70W/150W and SDW-TG 50W/100W
- Turnable 360° and adjustable 148°
- When fitted with SDW-TG 50W or 100W, this fitting is perfect for illuminating bread and meat sections due to the warm light of the lightsource

### Product specifications

<b>Protection</b>	IP20, CAT 1
<b>Colour</b>	Silver, White, Black
<b>Gear</b>	Electronic (HF)
<b>Lightsource</b>	MT Elite-35/G12 MT Elite-70/G12 MT Shoplight-70/G12 MT-150/G12 MT-35/G12 MT-70/G12 STH-100/GX12 STH-50/GX12
<b>Reflector</b>	Faceted reflectors: SPf 12°, FLf 24°, WFLf 44°, VWFLf 60°

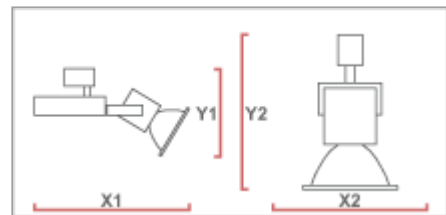
### Articles

'\*' = 5 silver, 6 white, 9 black

1614211*	Glider Trend GA69 CDM-T 35W/830 SPf	960g
1614221*	Glider Trend GA69 CDM-T 35W/830 FLf	960g
1614231*	Glider Trend GA69 CDM-T 35W/830 WFLf	960g
1614241*	Glider Trend GA69 CDM-T 35W/830 VWFLf	960g
1612211*	Glider Trend GA69 CDM-T 70W/830 SPf	960g
1612221*	Glider Trend GA69 CDM-T 70W/830 FLf	960g
1612231*	Glider Trend GA69 CDM-T 70W/830 WFLf	960g
1612241*	Glider Trend GA69 CDM-T 70W/830 VWFLf	960g
1616211*	Glider Trend GA69 CDM-T 150W/830 SPf	1180g
1616221*	Glider Trend GA69 CDM-T 150W/830 FLf	1180g
1616231*	Glider Trend GA69 CDM-T 150W/830 WFLf	1180g
1616241*	Glider Trend GA69 CDM-T 150W/830 VWFLf	1180g
1615211*	Glider Trend TG GA69 SDW-TG 100W/825 SPf	1120g
1615221*	Glider Trend TG GA69 SDW-TG 100W/825 FLf	1120g
1615231*	Glider Trend TG GA69 SDW-TG 100W/825 WFLf	1120g
1615241*	Glider Trend TG GA69 SDW-TG 100W/825 VWFLf	1120g



### Measurements



#### MT 35W/70W

X1: 320  
Y1: 155

#### MT 35W/70W

X2: 125  
Y2: 160

#### MT 150W

X1: 345  
Y1: 155

#### MT 150W

X2: 125  
Y2: 160

#### STH 100W

X1: 360  
Y1: 165

#### STH 100W

X2: 135  
Y2: 170

## Glider Variant

- Part of our new range of pure-styled track fixtures made of powder painted sheet metal and die-cast aluminium
- Integrated, full electronic control gear
- One-piece reflector unit with easy bayonet fixing
- High light intensity: available for Metal Halide 35W/70W/150W and SDW-TG 50W/100W
- When fitted with SDW-TG 50W or 100W, this fitting is perfect for illuminating bread and meat sections due to the warm light of the lightsource

### Product specifications

<b>Protection</b>	IP20, CAT 1
<b>Colour</b>	Silver, White, Black
<b>Gear</b>	Electronic (HF)
<b>Lightsource</b>	MT Elite-35/G12 MT Elite-70/G12 MT Shoplight-70/G12 MT-150/G12 MT-35/G12 MT-70/G12 STH-100/GX12 STH-50/GX12
<b>Reflector</b>	Faceted reflectors: SPf 12°, FLf 24°, WFLf 44°, VWFLf 60°

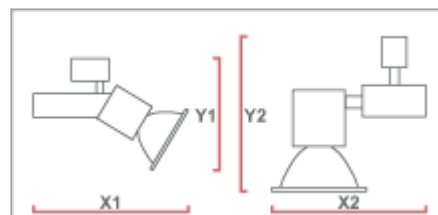
### Articles

\*' = 5 silver, 6 white, 9 black

1614711* Glider Variant GA69 CDM-T 35W/830 SPf	860g
1614721* Glider Variant GA69 CDM-T 35W/830 FLf	860g
1614731* Glider Variant GA69 CDM-T 35W/830 WFLf	860g
1614741* Glider Variant GA69 CDM-T 35W/830 VWFLf	860g
1613211* Glider Variant GA69 CDM-T 70W/830 SPf	860g
1613221* Glider Variant GA69 CDM-T 70W/830 FLf	860g
1613231* Glider Variant GA69 CDM-T 70W/830 WFLf	860g
1613241* Glider Variant GA69 CDM-T 70W/830 VWFLf	860g
1617211* Glider Variant GA69 CDM-T 150W/830 SPf	1050g
1617221* Glider Variant GA69 CDM-T 150W/830 FLf	1050g
1617231* Glider Variant GA69 CDM-T 150W/830 WFLf	1050g
1617241* Glider Variant GA69 CDM-T 150W/830 VWFLf	1050g
1615711* Glider Variant TG GA69 SDW-TG 100W/825 SPf	1030g
1615721* Glider Variant TG GA69 SDW-TG 100W/825 FLf	1030g
1615731* Glider Variant TG GA69 SDW-TG 100W/825 WFLf	1030g
1615741* Glider Variant TG GA69 SDW-TG 100W/825 VWFLf	1030g



### Measurements



#### MT 35W/70W

X1: 240  
Y1: 180

#### MT 35W/70W

X2: 190  
Y2: 180

#### MT 150W

X1: 270  
Y1: 180

#### MT 150W

X2: 190  
Y2: 180

#### STH 100W

X1: 290  
Y1: 185

#### STH 100W

X2: 200  
Y2: 195



## Glider Variant Tm

- Perfect everywhere where high quality accent lighting is a must and specifically for low shop areas due to its small size
- Available for Metal Halide 20W with light output comparable to a 75W halogen lightsource
- One-piece reflector unit
- Integrated, full electronic control gear
- Available soon in 35W

### Product specifications

<b>Protection</b>	IP20, CAT 1
<b>Colour</b>	Silver, White, Black
<b>Gear</b>	Electronic (HF)
<b>Lightsource</b>	MT-20/GU6.5 MT-20/PGJ5 MT-35/PGJ5
<b>Reflector</b>	Faceted reflectors: SPf 12°, FLf 24°, WFLf 34°

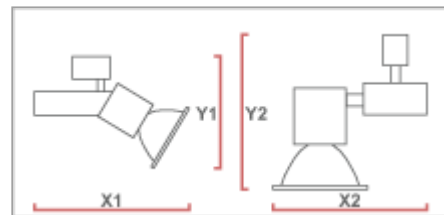
### Articles

\*' = 5 silver, 6 white, 9 black

- 1611211\* Glider Variant Tm GA69 CDM-Tm 20W/830 SPf 365g  
1611221\* Glider Variant Tm GA69 CDM-Tm 20W/830 FLf 365g  
1611231\* Glider Variant Tm GA69 CDM-Tm 20W/830 WFLf 365g



### Measurements



X1: 175  
Y1: 85

X2: 150  
Y2: 100

## Glider Variant Vertical

- Vertically oriented Glider
- Integrated, full electronic control gear
- One-piece reflector unit with easy bayonet fixing
- High light intensity: available for Metal Halide 35W/70W/150W and SDW-TG 50W/100W
- When fitted with SDW-TG 50W or 100W, this fitting is perfect for illuminating bread and meat sections due to the warm light of the lightsource

### Product specifications

<b>Protection</b>	IP20, CAT 1
<b>Colour</b>	Silver, White, Black
<b>Gear</b>	Electronic (HF)
<b>Lightsource</b>	MT Elite-35/G12 MT Elite-70/G12 MT Shoplight-70/G12 MT-150/G12 MT-35/G12 MT-70/G12 STH-100/GX12 STH-50/GX12
<b>Reflector</b>	Faceted reflectors: SPf 12°, FLf 24°, WFLf 44°, VWFLf 60°

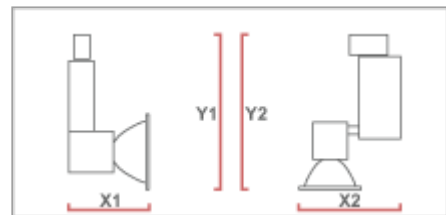
### Articles

\*' = 5 silver, 6 white, 9 black

1614911*	Glider Variant Vertical GA69 CDM-T 35W/830 SPf	880g
1614921*	Glider Variant Vertical GA69 CDM-T 35W/830 FLf	880g
1614931*	Glider Variant Vertical GA69 CDM-T 35W/830 WFLf	880g
1614941*	Glider Variant Vertical GA69 CDM-T 35W/830 VWFLf	880g
1613511*	Glider Variant Vertical GA69 CDM-T 70W/830 SPf	880g
1613521*	Glider Variant Vertical GA69 CDM-T 70W/830 FLf	880g
1613531*	Glider Variant Vertical GA69 CDM-T 70W/830 WFLf	880g
1613541*	Glider Variant Vertical GA69 CDM-T 70W/830 VWFLf	880g
1617511*	Glider Variant Vertical GA69 CDM-T 150W/830 SPf	1080g
1617521*	Glider Variant Vertical GA69 CDM-T 150W/830 FLf	1080g
1617531*	Glider Variant Vertical GA69 CDM-T 150W/830 WFLf	1080g
1617541*	Glider Variant Vertical GA69 CDM-T 150W/830 VWFLf	1080g
1615911*	Glider Variant Vertical TG GA69 SDW-TG 100W/825 SPf	1060g
1615921*	Glider Variant Vertical TG GA69 SDW-TG 100W/825 FLf	1060g
1615931*	Glider Variant Vertical TG GA69 SDW-TG 100W/825 WFLf	1060g
1615941*	Glider Variant Vertical TG GA69 SDW-TG 100W/825 VWFLf	1060g



### Measurements



#### MT 35W/70W

X1: 140  
Y1: 225

#### MT 35W/70W

X2: 200  
Y2: 265

#### MT 150W

X1: 140  
Y1: 250

#### MT 150W

X2: 200  
Y2: 290

#### STH 100W

X1: 155  
Y1: 285

#### STH 100W

X2: 215  
Y2: 315



## Glider Variant Vertical Tm

- Perfect everywhere where high quality accent lighting is a must and specifically for low shop areas due to its small size
- Available for Metal Halide 20W with light output comparable to a 75W halogen lightsource
- One-piece reflector unit
- Integrated, full electronic control gear
- Available soon in 35W

### Product specifications

<b>Protection</b>	IP20, CAT 1
<b>Colour</b>	Silver, White, Black
<b>Gear</b>	Electronic (HF)
<b>Lightsource</b>	MT-20/GU6.5 MT-20/PGJ5 MT-35/PGJ5
<b>Reflector</b>	Faceted reflectors: SPf 12°, FLf 24°, WFLf 34°

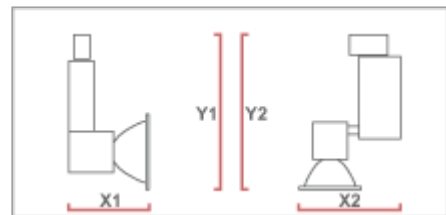
### Articles

\*' = 5 silver, 6 white, 9 black

1611511*	Glider Variant Vertical Tm GA69 CDM-Tm 20W/830 SPf	375g
1611521*	Glider Variant Vertical Tm GA69 CDM-Tm 20W/830 FLf	375g
1611531*	Glider Variant Vertical Tm GA69 CDM-Tm 20W/830 WFLf	375g



### Measurements



X1: 80  
Y1: 170

X2: 120  
Y2: 200



## Glider Trend+ 35W

- All the advantages of the Glider Trend times two!
- Powered by the latest generation of electronic twin gears
- Housing made of powder painted sheet metal and die-cast aluminium
- One-piece reflector units with easy bayonet fixing
- Available with twin Metal Halide 35W lightsources

### Product specifications

<b>Protection</b>	IP20, CAT 1
<b>Colour</b>	Silver, White, Black
<b>Gear</b>	Electronic (HF)
<b>Lightsource</b>	MT Elite-35/G12 MT-35/G12
<b>Reflector</b>	Faceted reflectors: SPf 12°, FLf 24°, WFLf 44°, VWFLf 60°

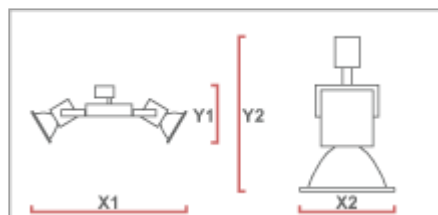
### Articles

\*\* = 5 silver, 6 white, 9 black

1619211*	Glider Trend+ GA69 CDM-T 2x35W/830 SPf	1560g
1619221*	Glider Trend+ GA69 CDM-T 2x35W/830 FLf	1560g
1619231*	Glider Trend+ GA69 CDM-T 2x35W/830 WFLf	1560g
1619241*	Glider Trend+ GA69 CDM-T 2x35W/830 VWFLf	1560g



### Measurements



X1: 520  
Y1: 165

X2: 125  
Y2: 175



## Glider Trend+ 70W

- All the advantages of the Glider Trend times two!
- Powered by the latest generation of electronic twin gears
- Housing made of powder painted sheet metal and die-cast aluminium
- One-piece reflector units with easy bayonet fixing
- Available with twin Metal Halide 70W lightsources

### Product specifications

<b>Protection</b>	IP20, CAT 1
<b>Colour</b>	Silver, White, Black
<b>Gear</b>	Electronic (HF)
<b>Lightsource</b>	MT Elite-70/G12 MT Shoplight-70/G12 MT-70/G12
<b>Reflector</b>	Faceted reflectors: SPf 12°, FLf 24°, WFLf 44°, VWFLf 60°

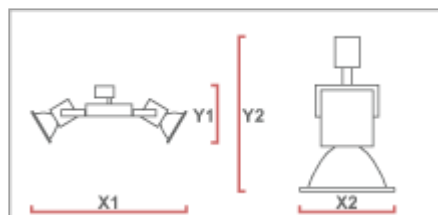
### Articles

\*\* = 5 silver, 6 white, 9 black

1619511*	Glider Trend+ GA69 CDM-T 2x70W/830 SPf	1730g
1619521*	Glider Trend+ GA69 CDM-T 2x70W/830 FLf	1730g
1619531*	Glider Trend+ GA69 CDM-T 2x70W/830 WFLf	1730g
1619541*	Glider Trend+ GA69 CDM-T 2x70W/830 VWFLf	1730g



### Measurements



X1: 550  
Y1: 165

X2: 125  
Y2: 175



## Priority

- Slim-lined and elegant track fixture made completely of powder painted die-cast aluminium
- Integrated, full electronic control gear
- One-piece reflector unit with easy bayonet fixing and integrated anti-glare ring
- High light intensity: available for Metal Halide 35W & 70W

## Product specifications

<b>Protection</b>	IP20, CAT 1
<b>Colour</b>	Silver, White, Black
<b>Gear</b>	Electronic (HF)
<b>Lightsources</b>	MT Elite-35/G12 MT Elite-70/G12 MT Shoplight-70/G12 MT-35/G12 MT-70/G12
<b>Reflector</b>	Faceted reflectors: SPf 12°, FLf 24°, WFLf 44°, VWFLf 60°

## Articles

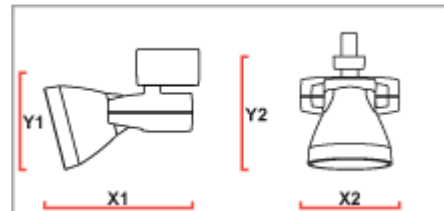
\*' = 5 silver, 6 white, 9 black

1532211\* Priority GA69 CDM-T 35W/830 SPf 1000g  
1532221\* Priority GA69 CDM-T 35W/830 FLf 1000g  
1532231\* Priority GA69 CDM-T 35W/830 WFLf 1000g  
1532241\* Priority GA69 CDM-T 35W/830 VWFLf 1000g

1531211\* Priority GA69 CDM-T 70W/830 SPf 1000g  
1531221\* Priority GA69 CDM-T 70W/830 FLf 1000g  
1531231\* Priority GA69 CDM-T 70W/830 WFLf 1000g  
1531241\* Priority GA69 CDM-T 70W/830 VWFLf 1000g



## Measurements



Y1: 137  
X1: 263

Y2: 166  
X2: 136



## Mini Priority

- One of the smallest HID fixtures on the market!
- Ideal for small or low shop areas where high quality lighting is a must
- Output comparable to 75W halogen with three times less heat generation and energy consumption
- Full electronic gear unit
- Made of die-cast aluminium
- Available for Metal Halide CDM-Tm 20W and 35W

### Product specifications

<b>Protection</b>	IP20, CAT 1
<b>Colour</b>	Silver, White, Black
<b>Gear</b>	Electronic (HF)
<b>Lightsource</b>	MT-20/PGJ5 MT-35/PGJ5
<b>Reflector</b>	Faceted reflectors: SPf 12°, FLf 24°, WFLf 34°

### Articles

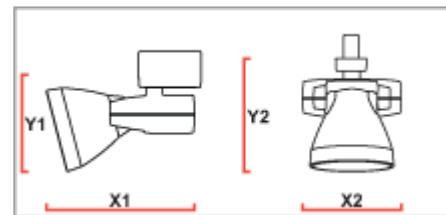
\*' = 5 silver, 6 white, 9 black

1537211\* Mini Priority GA69 CDM-Tm 20W/830 SP 620g  
1537221\* Mini Priority GA69 CDM-Tm 20W/830 FL 620g  
1537231\* Mini Priority GA69 CDM-Tm 20W/830 WFL 620g

1536211\* Mini Priority GA69 CDM-Tm 35W/930 SP 700g  
1536221\* Mini Priority GA69 CDM-Tm 35W/930 FL 700g  
1536231\* Mini Priority GA69 CDM-Tm 35W/930 WFL 700g



### Measurements



Y1: 94  
X1: 165

Y2: 123  
X2: 108



## Premium Slim

- A compact fixture made of thermoplastic with integrated full electronic gear unit
- Available with Metal Halide 35W/70W, PAR20, PAR30 and SDW-TG 50W/100W

### Product specifications

<b>Protection</b>	IP20, CAT 2
<b>Colour</b>	Silver, White, Black
<b>Gear</b>	Electronic (HF)
<b>Lightsources</b>	MT Elite-35/G12 MT Elite-70/G12 MT Shoplight-70/G12 MT-35/G12 MT-70/G12 PAR20 MR-35/E27 PAR30 MR-35/E27 PAR30 MR-70/E27 STH-100/GX12 STH-50/GX12
<b>Reflector</b>	Faceted reflectors: SPf 12°, FLf 24°, WFLf 44°, VWFLf 60° Beam angle PAR20: SP 10°, FL 30° Beam angle PAR30: SP 10°, FL 30°, WFL 40°

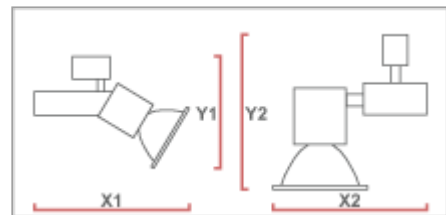
### Articles

'\*' = 5 silver, 6 white, 9 black

1870151*	Premium Slim GA69 CDM-T 35W/830 SPf	860g
1870155*	Premium Slim GA69 CDM-T 35W/830 FLf	860g
1870157*	Premium Slim GA69 CDM-T 35W/830 WFLf	860g
187016A*	Premium Slim GA69 CDM-T 35W/830 VWFLf	860g
1870551*	Premium Slim GA69 CDM-T 70W/830 SPf	920g
1870555*	Premium Slim GA69 CDM-T 70W/830 FLf	920g
1870557*	Premium Slim GA69 CDM-T 70W/830 WFLf	920g
1870559*	Premium Slim GA69 CDM-T 70W/830 VWFLf	920g
1870811*	Premium Slim CDM-R PAR20 GA69 35W/830 SP	890g
1870812*	Premium Slim CDM-R PAR20 GA69 35W/830 FL	890g
1870911*	Premium Slim CDM-R PAR30 GA69 35W/830 SP	960g
1870912*	Premium Slim CDM-R PAR30 GA69 35W/830 FL	960g
1870961*	Premium Slim CDM-R PAR30 GA69 70W/830 SP	960g
1870962*	Premium Slim CDM-R PAR30 GA69 70W/830 FL	960g
1871515*	Premium Slim GA69 SDW-TG 100W/825 SPf	1310g
1871525*	Premium Slim GA69 SDW-TG 100W/825 FLf	1310g
1871535*	Premium Slim GA69 SDW-TG 100W/825 WFLf	1310g
1871545*	Premium Slim GA69 SDW-TG 100W/825 VWFLf	1310g



### Measurements



X1: 291  
Y1: 137

X2: 267  
Y2: 175



## Premium Axial

- A compact fixture made of thermoplastic with integrated full electronic gear unit
- Available for Metal Halide 35W/70W, PAR20, PAR30 and SDW-TG 50W/100W
- Wide range of movement

### Product specifications

<b>Protection</b>	IP20, CAT 2
<b>Colour</b>	Silver, White, Black
<b>Gear</b>	Electronic (HF)
<b>Lightsources</b>	MT Elite-35/G12 MT Elite-70/G12 MT Shoplight-70/G12 MT-35/G12 MT-70/G12 PAR20 MR-35/E27 PAR30 MR-35/E27 PAR30 MR-70/E27 STH-100/GX12 STH-50/GX12
<b>Reflector</b>	Faceted reflectors: SPf 12°, FLf 24°, WFLf 44°, VWFLf 60°

### Articles

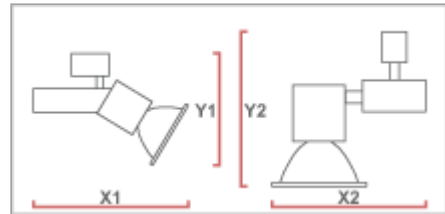
'\*' = 5 silver, 6 white, 9 black

1874555\* Premium Axial GA69 CDM-T 35W/830 SPf 910g  
1874565\* Premium Axial GA69 CDM-T 35W/830 FLf 910g  
1874575\* Premium Axial GA69 CDM-T 35W/830 WFLf 910g  
1874585\* Premium Axial GA69 CDM-T 35W/830 VWFLf 910g

1875595\* Premium Axial GA69 CDM-T 70W/830 SPf 970g  
1875585\* Premium Axial GA69 CDM-T 70W/830 FLf 970g  
1875575\* Premium Axial GA69 CDM-T 70W/830 WFLf 970g  
1875605\* Premium Axial GA69 CDM-T 70W/830 VWFLf 970g



### Measurements



X1: 360  
Y1: 190

X2: 250  
Y2: 170



## Premium Horizon

- A compact fixture made of thermoplastic with integrated full electronic gear unit
- Specifically designed as a wall washer
- Available for double-ended Metal Halide 70W

### Product specifications

<b>Protection</b>	IP20, CAT 2
<b>Colour</b>	Silver, White, Black
<b>Gear</b>	Electronic (HF)
<b>Lightsource</b>	MD-70/RX7s

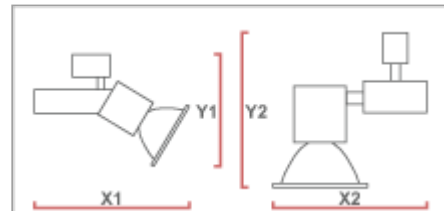
### Articles

\*1 = 5 silver, 6 white, 9 black

1871713\* Premium Horizon GA69 CDM-TD 70W/830 1000g



### Measurements



X1: 300  
Y1: 110

X2: 175  
Y2: 225



## Premium Vertical

- A compact fixture made of thermoplastic with integrated full electronic gear unit
- Available for Metal Halide 35W/70W, PAR20, PAR30 and SDW-TG 50W/100W

### Product specifications

<b>Protection</b>	IP20, CAT 2
<b>Colour</b>	Silver, White, Black
<b>Gear</b>	Electronic (HF)
<b>Lightsources</b>	MT Elite-35/G12 MT Elite-70/G12 MT Shoplight-70/G12 MT-35/G12 MT-70/G12 PAR20 MR-35/E27 PAR30 MR-35/E27 PAR30 MR-70/E27 STH-100/GX12 STH-50/GX12
<b>Reflector</b>	Faceted reflectors: SPf 12°, FLf 24°, WFLf 44°, VWFLf 60°

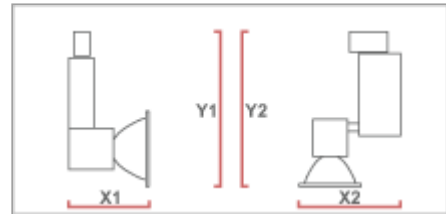
### Articles

\*1 = 5 silver, 6 white, 9 black

1877555*	Premium Vertical GA69 CDM-T 35W/830 SPf	860g
1877565*	Premium Vertical GA69 CDM-T 35W/830 FLf	860g
1877575*	Premium Vertical GA69 CDM-T 35W/830 WFLf	860g
1877585*	Premium Vertical GA69 CDM-T 35W/830 VWFLf	860g
1878551*	Premium Vertical GA69 CDM-T 70W/830 SPf	920g
1878555*	Premium Vertical GA69 CDM-T 70W/830 FLf	920g
1878556*	Premium Vertical GA69 CDM-T 70W/830 WFLf	920g
187857A*	Premium Vertical GA69 CDM-T 70W/830 VWFLf	920g
1879915*	Premium Vertical GA69 SDW-TG 100W/825 SPf	1310g
1879925*	Premium Vertical GA69 SDW-TG 100W/825 FLf	1310g
1879926*	Premium Vertical GA69 SDW-TG 100W/825 WFLf	1310g
1879945*	Premium Vertical GA69 SDW-TG 100W/825 VWFLf	1310g



### Measurements



X1: 185  
Y1: 182

X1: 225  
Y1: 198



## Premium Halogen

- Halogen spotlight for dichroic halogen lamp, max 35W
- Built in electronic transformer
- Housing made of thermoplastic
- Turnable 360° and adjustable 180°

### Product specifications

<b>Protection</b>	IP20, CAT 2
<b>Colour</b>	Silver, White, Black
<b>Gear</b>	Electronic Transformer
<b>Lightsources</b>	HRGS/UB-35/GU5.3 HRGS/UB/IB-35/GU5.3
<b>Reflector</b>	Beam angle: SP 10°, FL 24°, WFL 38°, VWFL 60°

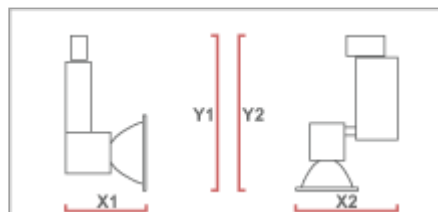
### Articles

\*\* = 5 silver, 6 white, 9 black

1872311*	Premium Halogen GA69 IRC 35W SP	240g
1872312*	Premium Halogen GA69 IRC 35W FL	240g
1872313*	Premium Halogen GA69 IRC 35W WFL	240g
1872314*	Premium Halogen GA69 IRC 35W VWFL	240g



### Measurements



X1: 100  
Y1: 180

X2: 127  
Y2: 105



## Premium Fighter

- A compact fixture made of thermoplastic with integrated conventional gear unit
- Available for Metal Halide 35W/70W, PAR20 and PAR30

### Product specifications

<b>Protection</b>	IP20, CAT 2
<b>Colour</b>	Silver, White, Black
<b>Gear</b>	Conventional
<b>Lightsources</b>	MT-35/G12 MT-70/G12 PAR20 MR-35/E27 PAR30 MR-35/E27 PAR30 MR-70/E27
<b>Reflector</b>	Faceted reflectors: SPf 12°, FLf 24°, WFLf 44°, VWFLf 60°

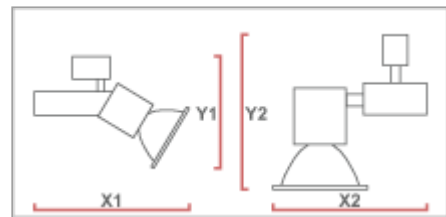


### Articles

\*' = 5 silver, 6 white, 9 black

1932045*	Premium Fighter GA69 CDM-T 35W/830 SPf	1770g
1932055*	Premium Fighter GA69 CDM-T 35W/830 FLf	1770g
1932075*	Premium Fighter GA69 CDM-T 35W/830 WFLf	1770g
19321A5*	Premium Fighter GA69 CDM-T 35W/830 VWFLf	1770g
1932551*	Premium Fighter GA69 CDM-T 70W/830 SPf	2100g
1932555*	Premium Fighter GA69 CDM-T 70W/830 FLf	2100g
1932565*	Premium Fighter GA69 CDM-T 70W/830 WFLf	2100g
1932595*	Premium Fighter GA69 CDM-T 70W/830 VWFLf	2100g
1934151*	Premium Fighter GA69 CDM-R PAR20 35W/830 SP	2070g
1934152*	Premium Fighter GA69 CDM-R PAR20 35W/830 FL	2070g
1934251*	Premium Fighter GA69 CDM-R PAR30 35W/830 SP	2140g
1934252*	Premium Fighter GA69 CDM-R PAR30 35W/830 FL	2140g
1934351*	Premium Fighter GA69 CDM-R PAR30 70W/830 SP	2140g
1934352*	Premium Fighter GA69 CDM-R PAR30 70W/830 FL	2140g

### Measurements



X1: 295	X2: 297
Y1: 150	Y2: 187



## Premium Fighter Axial

- A compact fixture made of thermoplastic with integrated conventional gear unit
- Available for Metal Halide 35W/70W, PAR20 and PAR30
- Wide range of movement

### Product specifications

<b>Protection</b>	IP20, CAT 2
<b>Colour</b>	Silver, White, Black
<b>Gear</b>	Conventional
<b>Lightsources</b>	MT-35/G12 MT-70/G12 PAR20 MR-35/E27 PAR30 MR-35/E27 PAR30 MR-70/E27
<b>Reflector</b>	Faceted reflectors: SPf 12°, FLf 24°, WFLf 44°, VWFLf 60°

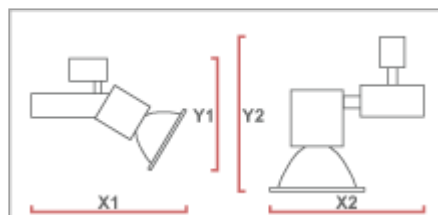
### Articles

\*\* = 5 silver, 6 white, 9 black

1935715*	Premium Fighter Axial GA69 CDM-T 70W/830 SPf	2150g
1935725*	Premium Fighter Axial GA69 CDM-T 70W/830 FLf	2150g
1935735*	Premium Fighter Axial GA69 CDM-T 70W/830 WFLf	2150g
1935745*	Premium Fighter Axial GA69 CDM-T 70W/830 VWFLf	2150g



### Measurements



X1: 360  
Y1: 238

X2: 175  
Y2: 269



## Premium Fighter Horizon

- A compact fixture made of thermoplastic with integrated conventional gear unit
- Specifically designed as a wall washer
- Available for double-ended Metal Halide 70W

### Product specifications

<b>Protection</b>	IP20, CAT 2
<b>Colour</b>	Silver, White, Black
<b>Gear</b>	Conventional
<b>Lightsource</b>	MD-70/RX7s

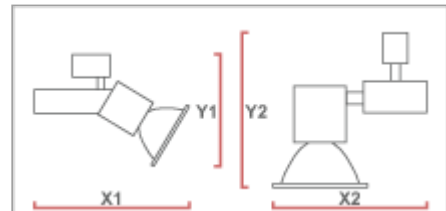
### Articles

\*1 = 5 silver, 6 white, 9 black

1931513\* Premium Fighter Horizon GA69 CDM-TD 70W/830 2180g



### Measurements



X1: 305  
Y1: 125

X2: 215  
Y2: 235

## Breeze

- Sleek and minimalistic design due to the combined HF gear & adapter which are mounted **partially recessed** in the track
- When mounted the gear box is completely flush with the ceiling
- Available for Metal Halide TC 20W/35W/70W and R111 35W/70W lightsources
- Anti-glare ring available as an option

### Product specifications

<b>Protection</b>	IP20, CAT 2
<b>Colour</b>	Silver, White, Black
<b>Gear</b>	Electronic (HF)
<b>Lightsource</b>	CDM-R111-35/GX8.5 CDM-R111-70/GX8.5 MT Shoplight-70/G8.5 MT-20/G8.5 MT-35/G8.5 MT-70/G8.5
<b>Reflector</b>	Faceted reflectors TC: SPf 9°, FLf 25°, WFLf 42° Beam angle CDM-R111: SP 10°, FL 24°, WFL 40°

### Articles

'\*' = 5 silver, 6 white, 9 black

1511213\* Breeze HF HCI-TC 20W/830 SP 636g  
1511223\* Breeze HF HCI-TC 20W/830 FL 636g  
1511233\* Breeze HF HCI-TC 20W/830 WFL 636g

1512213\* Breeze HF HCI-TC 35W/830 SP 636g  
1512223\* Breeze HF HCI-TC 35W/830 FL 636g  
1512233\* Breeze HF HCI-TC 35W/830 WFL 636g

1513213\* Breeze HF HCI-TC 70W/830 SP 726g  
1513223\* Breeze HF HCI-TC 70W/830 FL 726g  
1513233\* Breeze HF HCI-TC 70W/830 WFL 726g

1516201\* Breeze HF CDM-R111 20W/830 SP  
1516202\* Breeze HF CDM-R111 20W/830 FL  
1516203\* Breeze HF CDM-R111 20W/830 WFL

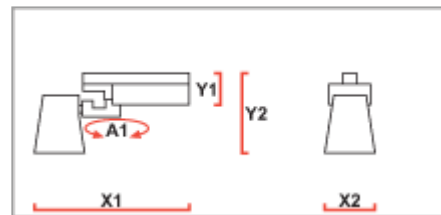
1517201\* Breeze HF CDM-R111 35W/830 SP  
1517202\* Breeze HF CDM-R111 35W/830 FL  
1517203\* Breeze HF CDM-R111 35W/830 WFL

1518201\* Breeze HF CDM-R111 70W/830 SP  
1518202\* Breeze HF CDM-R111 70W/830 FL  
1518203\* Breeze HF CDM-R111 70W/830 WFL

19937319 Breeze anti-glare ring black



### Measurements



X1: 320  
Y1: 40  
A1: 180°

X2: 100  
Y2: 154

## Squeeze

- Sleek and minimalistic design due to the combined HF gear & adapter which are mounted **partially recessed** in the track
- When mounted the gear box is completely flush with the ceiling
- Available for Metal Halide T 35W/70W and R111 35W/70W lightsources

### Product specifications

<b>Protection</b>	IP20, CAT 2
<b>Colour</b>	Silver, White, Black
<b>Gear</b>	Electronic (HF)
<b>Lightsource</b>	CDM-R111-35/GX8.5 CDM-R111-70/GX8.5 MT Elite-35/G12 MT Elite-70/G12 MT Shoplight-70/G12 MT-35/G12 MT-70/G12
<b>Reflector</b>	Faceted reflectors: SPf 12°, FLf 24°, WFLf 44°, VWFLf 60° Beam angle CDM-R111: SP 10°, FL 24°, WFL 40°

### Articles

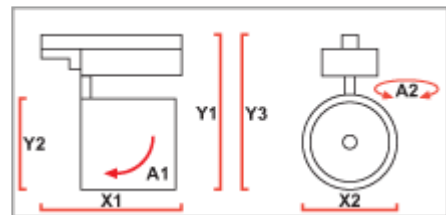
'\*' = 5 silver, 6 white, 9 black

1542213*	Squeeze HCI-T 35W/830 SPf	1570g
1542223*	Squeeze HCI-T 35W/830 FLf	1570g
1542233*	Squeeze HCI-T 35W/830 WFLf	1570g
1542243*	Squeeze HCI-T 35W/830 VWFLf	1570g
1543213*	Squeeze HCI-T 70W/830 SPf	1570g
1543223*	Squeeze HCI-T 70W/830 FLf	1570g
1543233*	Squeeze HCI-T 70W/830 WFLf	1570g
1543243*	Squeeze HCI-T 70W/830 VWFLf	1570g
1547201*	Squeeze CDM-R111 35W/830 SP	1340g
1547202*	Squeeze CDM-R111 35W/830 FL	1340g
1547203*	Squeeze CDM-R111 35W/830 WFL	1340g

1548201*	Squeeze CDM-R111 70W/830 SP	1340g
1548202*	Squeeze CDM-R111 70W/830 FL	1340g
1548203*	Squeeze CDM-R111 70W/830 WFL	1340g



### Measurements



X1: 290  
A1: 90°

X2: 150  
Y3: 230  
A2: 350°

#### MT 35/70

Y1: 210  
Y2: 130

#### R111 35/70

Y1: 165  
Y2: 85



## Mini-Master

- One of the smallest HID fixtures on the market!
- Ideal for small or low shop areas where high quality lighting is a must
- Output comparable to 75W halogen with three times less heat generation and energy consumption
- Full electronic gear unit
- Made of heat-resistant thermoplastic
- Available for Metal Halide CDM-Tm 20W and 35W

### Product specifications

<b>Protection</b>	IP20, CAT 2
<b>Colour</b>	Silver, White, Black
<b>Gear</b>	Electronic (HF)
<b>Lightsources</b>	MT-20/PGJ5 MT-35/PGJ5
<b>Reflector</b>	Faceted reflectors: SPf 12°, FLf 24°, WFLf 34°

### Articles

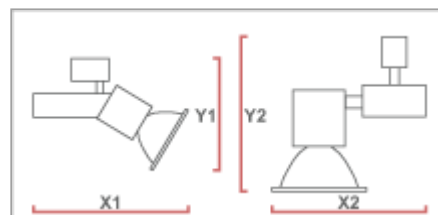
\*' = 5 silver, 6 white, 9 black

1291513\* Mini-Master GA69 CDM-Tm 20W/830 SP 223g  
1291523\* Mini-Master GA69 CDM-Tm 20W/830 FL 223g  
1291533\* Mini-Master GA69 CDM-Tm 20W/830 WFL 223g

1298513\* Mini-Master GA69 CDM-Tm 35W/930 SP 300g  
1298523\* Mini-Master GA69 CDM-Tm 35W/930 FL 300g  
1298533\* Mini-Master GA69 CDM-Tm 35W/930 WFL 300g



### Measurements



X1: 163  
Y1: 82

X2: 114  
Y2: 103



## Mini-Master DL

- Extremely compact - either mounted fixed and flush with the ceiling or orientable
- Ideal for small or low shop areas where high quality lighting is a must
- Turnable 360° and adjustable 50°
- Supplied with stand alone full electronic control gear
- Output comparable to 75W halogen with three times less heat generation and energy consumption
- Made of heat-resistant thermoplastic
- Available for Metal Halide CDM-Tm 20W

### Product specifications

<b>Protection</b>	IP20, CAT 2
<b>Colour</b>	Silver, White, Black
<b>Gear</b>	Electronic (HF)
<b>Lightsource</b>	MT-20/PGJ5
<b>Reflector</b>	Faceted reflectors: SPf 12°, FLf 24°, WFLf 34°
<b>Notice</b>	Installation cut-out diameter 95mm Spring mounted - No tools required

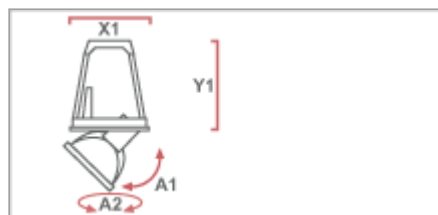
### Articles

'\*' = 5 silver, 6 white, 9 black

- 1295013\* Mini-Master DL GA69 CDM-Tm 20W/830 SP 300g
- 1295023\* Mini-Master DL GA69 CDM-Tm 20W/830 FL 300g
- 1295033\* Mini-Master DL GA69 CDM-Tm 20W/830 WFL 300g



### Measurements



X1: 110  
Y1: 115

A1: 45°  
A2: 350°



## Shop-Master

- Stylish energy-saving floodlight with high light intensity for Metal Halide lightsources 35W/70W
- Built-in full electronic control gear
- Housing thermoplastic with anodized aluminium faceted reflector
- Easy lamp change due to the bayonet fixing of the one piece reflector unit

### Product specifications

<b>Protection</b>	IP20, CAT 2
<b>Colour</b>	Silver, White, Black
<b>Gear</b>	Electronic (HF)
<b>Lightsource</b>	MT Elite-35/G12 MT Elite-70/G12 MT Shoplight-70/G12 MT-35/G12 MT-70/G12
<b>Reflector</b>	Faceted reflectors: SPf 12°, FLf 24°, WFLf 44°, VWFLf 60°

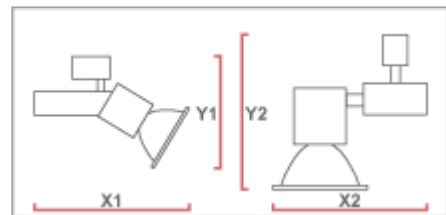
### Articles

\*' = 5 silver, 6 white, 9 black

1281513*	Shop-Master GA69 CDM-T 35W/830 SPf	670g
1281523*	Shop-Master GA69 CDM-T 35W/830 FLf	670g
1281533*	Shop-Master GA69 CDM-T 35W/830 WFLf	670g
1281543*	Shop-Master GA69 CDM-T 35W/830 VWFLf	670g
1282513*	Shop-Master GA69 CDM-T 70W/830 SPf	680g
1282523*	Shop-Master GA69 CDM-T 70W/830 FLf	680g
1282533*	Shop-Master GA69 CDM-T 70W/830 WFLf	680g
1282543*	Shop-Master GA69 CDM-T 70W/830 VWFLf	680g



### Measurements



X1: 258  
Y1: 168

X2: 223  
Y2: 181



## Shop-Master CDM-R111

- Stylish energy-saving floodlight with high light intensity for Metal Halide CDM-R111 lightsources 35W/70W
- Built-in full electronic control gear
- Housing thermoplastic with anodized aluminium faceted reflector
- One piece lamp and reflector unit for easy lamp change

### Product specifications

<b>Protection</b>	IP20, CAT 2
<b>Colour</b>	Silver, White, Black
<b>Gear</b>	Electronic (HF)
<b>Lightsource</b>	CDM-R111-35/GX8.5 CDM-R111-70/GX8.5
<b>Reflector</b>	Beam angle CDM-R111: SP 10°, FL 24°, WFL 40°

### Articles

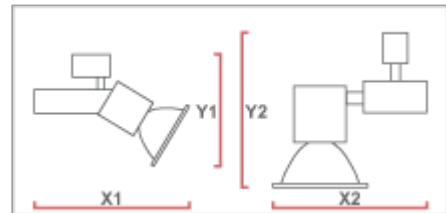
\*1 = 5 silver, 6 white, 9 black

1284513\* Shop-Master GA69 CDM-R111 35W/830 SP 502g  
1284523\* Shop-Master GA69 CDM-R111 35W/830 FL 502g  
1284533\* Shop-Master GA69 CDM-R111 35W/830 WFL 502g

1285513\* Shop-Master GA69 CDM-R111 70W/830 SP 504g  
1285523\* Shop-Master GA69 CDM-R111 70W/830 FL 504g  
1285533\* Shop-Master GA69 CDM-R111 70W/830 WFL 504g



### Measurements



X1: 205  
Y1: 137

X2: 150  
Y2: 199



## Action

- Available Now!
- A new, no-nonsense fixture made of thermoplastics using the latest full electronic control gear and faceted reflectors
- Easily replaceable one-piece reflector unit
- High light intensity: available for Metal Halide 35W/70W

### Product specifications

<b>Protection</b>	IP20, CAT 2
<b>Colour</b>	Silver, White, Black
<b>Gear</b>	Electronic (HF)
<b>Lightsources</b>	MT Elite-35/G12 MT Elite-70/G12 MT Shoplight-70/G12 MT-35/G12 MT-70/G12
<b>Reflector</b>	Faceted reflectors: SPf 12°, FLf 24°, WFLf 44°, VWFLf 60°

### Articles

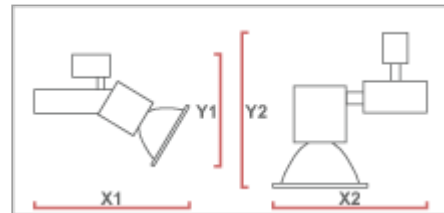
'\*' = 5 silver, 6 white, 9 black

1430211\* Action GA69 CDM-T 35W/830 SPf 680g  
1430221\* Action GA69 CDM-T 35W/830 FLf 680g  
1430231\* Action GA69 CDM-T 35W/830 WFLf 680g  
1430241\* Action GA69 CDM-T 35W/830 VWFLf 680g

1430511\* Action GA69 CDM-T 70W/830 SPf 680g  
1430521\* Action GA69 CDM-T 70W/830 FLf 680g  
1430531\* Action GA69 CDM-T 70W/830 WFLf 680g  
1430541\* Action GA69 CDM-T 70W/830 VWFLf 680g



### Measurements



X1: 240  
Y1: 150

X2: 210  
Y2: 175



## Vision

- A new and great value fixture made of thermoplastics using the latest full electronic control gears, faceted reflectors and built in anti-glare ring
- Easily replaceable one-piece reflector unit
- High light intensity: available for Metal Halide 35W/70W

### Product specifications

<b>Protection</b>	IP20, CAT 1
<b>Colour</b>	Silver, White, Black
<b>Gear</b>	Electronic (HF)
<b>Lightsources</b>	MT Elite-35/G12 MT Elite-70/G12 MT Shoplight-70/G12 MT-35/G12 MT-70/G12
<b>Reflector</b>	Faceted reflectors: SPf 12°, FLf 24°, WFLf 44°, VWFLf 60°

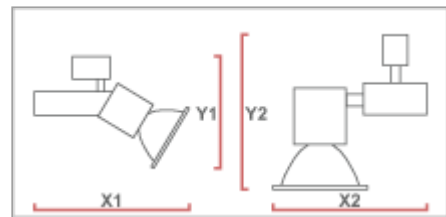
### Articles

\*' = 5 silver, 6 white, 9 black

1437211*	Vision GA69 CDM-T 35W/830 SPf	680g
1437221*	Vision GA69 CDM-T 35W/830 FLf	680g
1437231*	Vision GA69 CDM-T 35W/830 WFLf	680g
1437241*	Vision GA69 CDM-T 35W/830 VWFLf	680g
1437511*	Vision GA69 CDM-T 70W/830 SPf	680g
1437521*	Vision GA69 CDM-T 70W/830 FLf	680g
1437531*	Vision GA69 CDM-T 70W/830 WFLf	680g
1437541*	Vision GA69 CDM-T 70W/830 VWFLf	680g



### Measurements



X1: 240  
Y1: 150

X2: 210  
Y2: 175



## Nation

- A fixture made solely of powder painted, die-cast aluminium
- Integrated, full electronic control gear
- Easily replaceable one-piece reflector unit
- High light intensity: available for Metal Halide 35W/70W
- Turnable 350° and adjustable 160°

### Product specifications

<b>Protection</b>	IP20, CAT 1
<b>Colour</b>	Silver, White, Black
<b>Gear</b>	Electronic (HF)
<b>Lightsources</b>	MT Elite-35/G12 MT Elite-70/G12 MT Shoplight-70/G12 MT-35/G12 MT-70/G12
<b>Reflector</b>	Faceted reflectors: SPf 12°, FLf 24°, WFLf 44°, VWFLf 60°

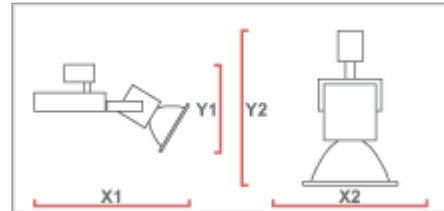
### Articles

\*' = 5 silver, 6 white, 9 black

1561211* Nation GA69 CDM-T 35W/830 SPf	810g
1561221* Nation GA69 CDM-T 35W/830 FLf	810g
1561231* Nation GA69 CDM-T 35W/830 WFLf	810g
1561241* Nation GA69 CDM-T 35W/830 VWFLf	810g
1561511* Nation GA69 CDM-T 70W/830 SPf	810g
1561521* Nation GA69 CDM-T 70W/830 FLf	810g
1561531* Nation GA69 CDM-T 70W/830 WFLf	810g
1561541* Nation GA69 CDM-T 70W/830 VWFLf	810g



### Measurements



X1: 300  
Y1: 150

X2: 142  
Y2: 160



## Pistol

- A compact and elegant floodlight developed for TC light sources
- Integrated full electronic control gear
- High light output thanks to a range of faceted reflectors specifically designed for TC light sources
- Available with TC 20W and 35W light sources

### Product specifications

<b>Protection</b>	IP20, CAT 2
<b>Colour</b>	Silver, White, Black
<b>Gear</b>	Electronic (HF)
<b>Lightsources</b>	MT-20/G8.5 MT-35/G8.5
<b>Reflector</b>	Faceted reflectors TC: SPf 9°, FLf 25°, WFLf 42°

### Articles

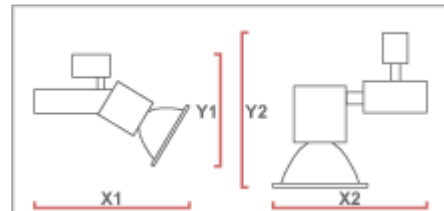
\*1 = 5 silver, 6 white, 9 black

1301511\* Pistol GA69 20W/830 SP 480g  
1301521\* Pistol GA69 20W/830 FL 480g  
1301531\* Pistol GA69 20W/830 WFL 480g

1302511\* Pistol GA69 35W/830 SP 480g  
1302521\* Pistol GA69 35W/830 FL 480g  
1302531\* Pistol GA69 35W/830 WFL 480g



### Measurements



X1: 265  
Y1: 83

X2: 147  
Y2: 170



## Pistol CDM-R111

- A compact and elegant spotlight suitable for CDM-R 111 light sources
- Integrated full electronic control gear

### Product specifications

<b>Protection</b>	IP20, CAT 2
<b>Colour</b>	Silver, White, Black
<b>Gear</b>	Electronic (HF)
<b>Lightsource</b>	CDM-R111-35/GX8.5
<b>Reflector</b>	Beam angle CDM-R111: SP 10°, FL 24°, WFL 40°

### Articles

\*1 = 5 silver, 6 white, 9 black

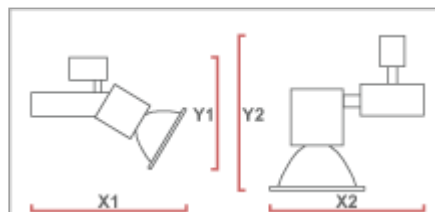
1307345\* Pistol GA69 CDM-R111 35W/830 SP 456g

1307355\* Pistol GA69 CDM-R111 35W/830 FL 456g

1307365\* Pistol GA69 CDM-R111 35W/830 WFL 456g



### Measurements



X1: 240  
Y1: 102

X2: 159  
Y2: 146



## Pistol DL

- Lightweight, compact gimbal downlight for TC lightsources
- Two mounting options: as a fixed downlight or extended and movable
- High light output thanks to a range of faceted reflectors specifically designed for TC lightsources
- Turnable 360° and adjustable 40° when extended
- Available with TC 20W and 35W light sources

### Product specifications

<b>Protection</b>	IP20, CAT 2
<b>Colour</b>	Silver, White, Black
<b>Gear</b>	Electronic (HF)
<b>Lightsource</b>	MT-20/G8.5 MT-35/G8.5
<b>Reflector</b>	Faceted reflectors TC: SPf 9°, FLf 25°, WFLf 42°
<b>Notice</b>	- Installation cut-out diameter 130mm - Spring mounted - No tools required

### Articles

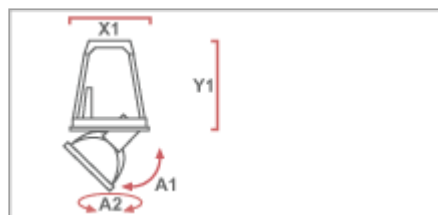
\*' = 5 silver, 6 white, 9 black

1300111\* Pistol DL 20W/830 SP 426g  
1300121\* Pistol DL 20W/830 FL 426g  
1300131\* Pistol DL 20W/830 WFL 426g

1300611\* Pistol DL 35W/830 SP 460g  
1300621\* Pistol DL 35W/830 FL 460g  
1300631\* Pistol DL 35W/830 WFL 460g



### Measurements



X1: 148  
Y1: 128

A1: 40°  
A2: 360°



## Pistol Halogen

- Halogen spotlight for dichroic halogen lamp, max 50W with built in electronic transformer
- Housing made of thermoplastic

### Product specifications

<b>Protection</b>	IP20, CAT 2
<b>Colour</b>	Silver, White, Black
<b>Gear</b>	Electronic Transformer
<b>Lightsource</b>	HRGS/UB-35/GU5.3 HRGS/UB-50/GU5.3 HRGS/UB/IB-35/GU5.3 HRGS/UB/IB-50/GU5.3
<b>Reflector</b>	Beam angle: SP 10°, FL 24°, WFL 38°, VWFL 60°

### Articles

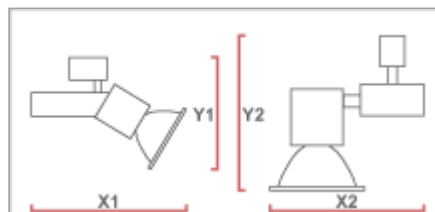
\*' = 5 silver, 6 white, 9 black

1305516\* Pistol Halogen GA69 35W IRC SP 350g  
1305517\* Pistol Halogen GA69 35W IRC FL 350g  
1305518\* Pistol Halogen GA69 35W IRC WFL 350g

1306516\* Pistol Halogen GA69 50W IRC SP 350g  
1306517\* Pistol Halogen GA69 50W IRC FL 350g  
1306518\* Pistol Halogen GA69 50W IRC WFL 350g



### Measurements



X1: 265  
Y1: 83

X2: 147  
Y2: 170



## Power T

- Housing of powder-painted aluminium and thermoplastic
- Integrated conventional control gear
- Available in metal halide 35W, 70W and 150W
- Supplied with 12°, 24°, or 44° reflector

### Product specifications

<b>Protection</b>	IP20, CAT 1
<b>Colour</b>	Silver, White, Black
<b>Gear</b>	Conventional
<b>Lightsource</b>	MT-150/G12 MT-35/G12 MT-70/G12

### Articles

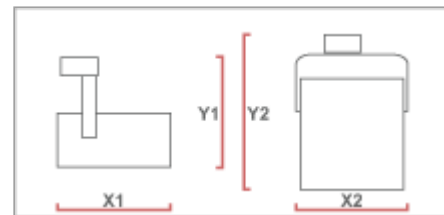
\*' = 5 silver, 6 white, 9 black

1572117\* Power Multi CDM-T 70W/830 SPf 2960g  
1572127\* Power Multi CDM-T 70W/830 FLf 2960g  
1572137\* Power Multi CDM-T 70W/830 WFLf 2960g

1577151\* Power Multi CDM-T 150W/830 SPf 2960g  
1577171\* Power Multi CDM-T 150W/830 FLf 2960g  
1577161\* Power Multi CDM-T 150W/830 WFLf 2960g



### Measurements



#### MT 35W/70W

X1: 203  
Y1: 208

#### MT 35W/70W

X2: 205  
Y2: 272

#### MT 150W

X1: 218  
Y1: 210

#### MT 150W

X2: 205  
Y2: 290



## Power TD

- Housing of powder-painted aluminium and thermoplastic
- Integrated conventional control gear
- Available in double-ended metal halide 70W and 150W

### Product specifications

<b>Protection</b>	IP20, CAT 1
<b>Colour</b>	Silver, White, Black
<b>Gear</b>	Conventional
<b>Lightsource</b>	MD-150/RX7s-24 MD-70/RX7s

### Articles

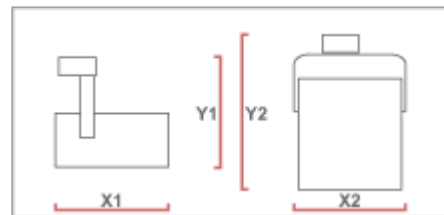
\*1 = 5 silver, 6 white, 9 black

1652103\* Power Multi CDM-TD 70W/830 3180g

1657103\* Power Multi CDM-TD 150W/830 4060g



### Measurements



#### MD 70W

X1: 218  
Y1: 203

#### MD 70W

X2: 205  
Y2: 284

#### MD 150W

X1: 193  
Y1: 233

#### MD 150W

X2: 205  
Y2: 303



## Power SDW-T

- Housing of powder-painted aluminium and thermoplastic
- Integrated conventional control gear
- Available in SDW-T 50W and 100W
- Perfect for illuminating bread and meat sections due to the warm light of SDW-T light sources

### Product specifications

<b>Protection</b>	IP20, CAT 1
<b>Colour</b>	Silver, White, Black
<b>Gear</b>	Conventional
<b>Lightsource</b>	STH-100/PG12-1 STH-50/PG12-1
<b>Reflector</b>	Non-faceted reflectors: SP 7°, FL 22°, WFL 30°

### Articles

\*1 = 5 silver, 6 white, 9 black

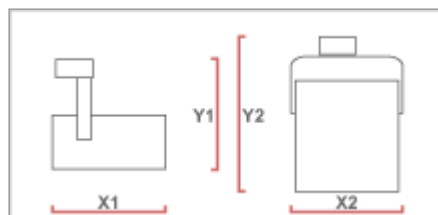
1482111\* Power Multi SDW-T 100W/825 SP 3280g

1482121\* Power Multi SDW-T 100W/825 FL 3280g

1482131\* Power Multi SDW-T 100W/825 WFL 3280g



### Measurements



X1: 203  
Y1: 208

X2: 205  
Y2: 272



## Power DL

- Adjustable max 40°
- Heat resistant thermoplastic housing with anodized aluminium reflector
- Separate electronic or conventional control gear
- Available with double-ended metal halide 70W or SDW-T 50W/100W lightsources

### Product specifications

<b>Protection</b>	IP20, CAT 1
<b>Colour</b>	Silver, White, Black
<b>Gear</b>	Electronic (HF), Conventional
<b>Lightsource</b>	MD-70/RX7s STH-100/PG12-1 STH-50/PG12-1
<b>Notice</b>	- Installation cut-out 247 x 137mm - Spring mounted - No tools required - Ceiling thickness max 45 mm

### Articles

\*' = 5 silver, 6 white, 9 black

1842103\* Power DL CDM-TD 70W/830 2700g

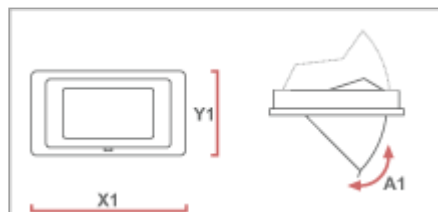
1849103\* Power DL HF CDM-TD 70W/830 1080g

1846101\* Power DL SDW-T 50W/825 2810g

1847101\* Power DL SDW-T 100W/825 2810g



### Measurements



X1: 275  
Y1: 170

A1: 40°



## Sharp Thin

- Available in various orientations to meet most lighting and esthetic requirements
- Integrated, full electronic gear unit
- Easy to re-lamp due to the bayonet fixing of the one piece reflector unit
- Housing made of powder painted aluminium - the head is made of thermoplastic
- Available for Metal Halide 35W and 70W

### Product specifications

<b>Protection</b>	IP20, CAT 1
<b>Colour</b>	Silver, White, Black
<b>Gear</b>	Electronic (HF)
<b>Lightsources</b>	MT Elite-35/G12 MT Elite-70/G12 MT Shoplight-70/G12 MT-35/G12 MT-70/G12
<b>Reflector</b>	Faceted reflectors: SPf 12°, FLf 24°, WFLf 44°, VWFLf 60°

### Articles

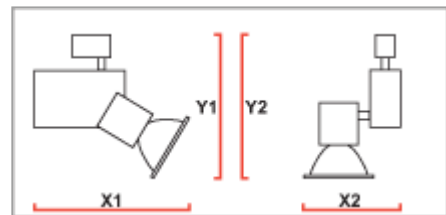
\*' = 2 silver, 6 white, 9 black

1605113\* Sharp Thin GA69 CDM-T 35W/830 SPf 1067g  
1605123\* Sharp Thin GA69 CDM-T 35W/830 FLf 1067g  
1605133\* Sharp Thin GA69 CDM-T 35W/830 WFLf 1067g  
1605143\* Sharp Thin GA69 CDM-T 35W/830 VWFLf 1067g

1605513\* Sharp Thin GA69 CDM-T 70W/830 SPf 1067g  
1605523\* Sharp Thin GA69 CDM-T 70W/830 FLf 1067g  
1605533\* Sharp Thin GA69 CDM-T 70W/830 WFLf 1067g  
1605543\* Sharp Thin GA69 CDM-T 70W/830 VWFLf 1067g



### Measurements



X1: 255  
Y1: 175

X2: 200  
Y2: 180



## Sharp Vert

- Available in various orientations to meet most lighting and esthetic requirements
- Integrated, full electronic gear unit
- Easy to re-lamp due to the bayonet fixing of the one piece reflector unit
- Housing made of powder painted aluminium - the head is made of thermoplastic
- Available for Metal Halide 35W and 70W

### Product specifications

<b>Protection</b>	IP20, CAT 1
<b>Colour</b>	Silver, White, Black
<b>Gear</b>	Electronic (HF)
<b>Lightsources</b>	MT Elite-35/G12 MT Elite-70/G12 MT Shoplight-70/G12 MT-35/G12 MT-70/G12
<b>Reflector</b>	Faceted reflectors: SPf 12°, FLf 24°, WFLf 44°, VWFLf 60°

### Articles

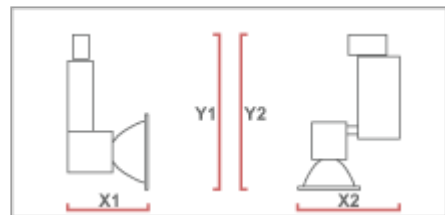
\*' = 2 silver, 6 white, 9 black

1606153\* Sharp Vert GA69 CDM-T 35W/830 SPf 1067g  
1606163\* Sharp Vert GA69 CDM-T 35W/830 FLf 1067g  
1606173\* Sharp Vert GA69 CDM-T 35W/830 WFLf 1067g  
1606183\* Sharp Vert GA69 CDM-T 35W/830 VWFLf 1067g

1606553\* Sharp Vert GA69 CDM-T 70W/830 SPf 1067g  
1606563\* Sharp Vert GA69 CDM-T 70W/830 FLf 1067g  
1606573\* Sharp Vert GA69 CDM-T 70W/830 WFLf 1067g  
1606583\* Sharp Vert GA69 CDM-T 70W/830 VWFLf 1067g



### Measurements



X1: 165  
Y1: 220

X2: 230  
Y2: 265



## Sharp Slim

- Available in various orientations to meet most lighting and esthetic requirements
- Integrated, full electronic gear unit
- Easy to re-lamp due to the bayonet fixing of the one piece reflector unit
- Housing made of powder painted aluminium - the head is made of thermoplastic
- Available for Metal Halide 35W and 70W

### Product specifications

<b>Protection</b>	IP20, CAT 1
<b>Colour</b>	Silver, White, Black
<b>Gear</b>	Electronic (HF)
<b>Lightsources</b>	MT Elite-35/G12 MT Elite-70/G12 MT Shoplight-70/G12 MT-35/G12 MT-70/G12
<b>Reflector</b>	Faceted reflectors: SPf 12°, FLf 24°, WFLf 44°, VWFLf 60°

### Articles

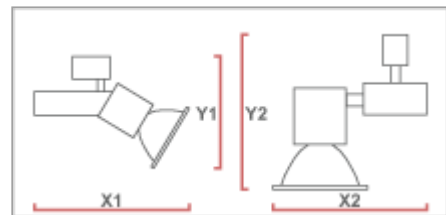
\*1 = 2 silver, 6 white, 9 black

1601513\* Sharp Slim GA69 CDM-T 35W/830 SPf 1067g  
1601523\* Sharp Slim GA69 CDM-T 35W/830 FLf 1067g  
1601533\* Sharp Slim GA69 CDM-T 35W/830 WFLf 1067g  
1601543\* Sharp Slim GA69 CDM-T 35W/830 VWFLf 1067g

1604513\* Sharp Slim GA69 CDM-T 70W/830 SPf 1067g  
1604523\* Sharp Slim GA69 CDM-T 70W/830 FLf 1067g  
1604533\* Sharp Slim GA69 CDM-T 70W/830 WFLf 1067g  
1604543\* Sharp Slim GA69 CDM-T 70W/830 VWFLf 1067g



### Measurements



X1: 255  
Y1: 130

X2: 230  
Y2: 180



## Cyli-Con

- A robust HID floodlight with integrated electronic or conventional gear unit
- Clean lined, functional design
- Available for Metal Halide 35W/70W, CDM-R111 35W/70W and SDW-TG 50W/100W
- Housing made of powder painted aluminium
- Available with faceted reflectors from 12° to 60°

### Product specifications

<b>Protection</b>	IP20, CAT 1
<b>Colour</b>	Silver, White, Black
<b>Gear</b>	Electronic (HF), Conventional
<b>Lightsources</b>	CDM-R111-35/GX8.5 CDM-R111-70/GX8.5 MT Elite-35/G12 MT Elite-70/G12 MT Shoplight-70/G12 MT-35/G12 MT-70/G12
<b>Reflector</b>	Faceted reflectors: SPf 12°, FLf 24°, WFLf 44°, VWFLf 60°

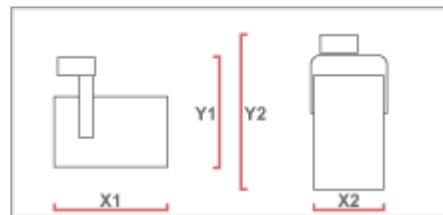
### Articles

\*1 = 5 silver, 6 white, 9 black

1671213* Cyli-Con Multi CDM-T 35W/830 SPf	2835g
1671223* Cyli-Con Multi CDM-T 35W/830 FLf	2835g
1671233* Cyli-Con Multi CDM-T 35W/830 WFLf	2835g
1671243* Cyli-Con Multi CDM-T 35W/830 VWFLf	2835g
1672213* Cyli-Con Multi CDM-T 70W/830 SPf	3165g
1672223* Cyli-Con Multi CDM-T 70W/830 FLf	3165g
1672233* Cyli-Con Multi CDM-T 70W/830 WFLf	3165g
1672243* Cyli-Con Multi CDM-T 70W/830 VWFLf	3165g
1673213* Cyli-Con E GA69 CDM-T 70W/830 SPf	1895g
1673223* Cyli-Con E GA69 CDM-T 70W/830 FLf	1895g
1673233* Cyli-Con E GA69 CDM-T 70W/830 WFLf	1895g
1673243* Cyli-Con E GA69 CDM-T 70W/830 VWFLf	1895g
1679215* Cyli-Con E Multi SDW-TG 100W/825 SPf	2784g
1679225* Cyli-Con E Multi SDW-TG 100W/825 FLf	2784g
1679235* Cyli-Con E Multi SDW-TG 100W/825 WFLf	2784g
1679245* Cyli-Con E Multi SDW-TG 100W/825 VWFLf	2784g



### Measurements



#### MT 35W/70W

X1: 212  
Y1: 257

#### MT 35W/70W

X2: 189  
Y2: 330

#### STH 100W

X1: 302  
Y1: 257

#### STH 100W

X2: 189  
Y2: 410



## Hawk

- A good-looking fixture made of powder painted aluminium and thermoplastic
- Available with integrated full electronic or conventional control gears
- Wide range of lightsource options: metal halide 35W/70W/150W and SDW-TG 50W/100W
- Fitted with SDW-TG lightsources this fitting is perfect for illuminating bread and meat sections due to the warm light of this lightsource

### Product specifications

<b>Protection</b>	IP20, CAT 1
<b>Colour</b>	Silver, White, Black
<b>Gear</b>	Electronic (HF), Conventional
<b>Lightsource</b>	MT Elite-35/G12 MT Elite-70/G12 MT Shoplight-70/G12 MT-150/G12 MT-35/G12 MT-70/G12 STH-100/GX12 STH-50/GX12
<b>Reflector</b>	Faceted reflectors: SPf 12°, FLf 24°, WFLf 44°, VWFLf 60°

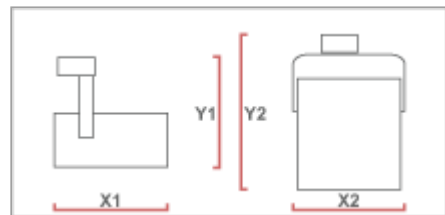
### Articles

\*' = 5 silver, 6 white, 9 black

1941243*	Hawk Multi CDM-T 70W/830 SPf	2970g
1941253*	Hawk Multi CDM-T 70W/830 FLf	2970g
1941255*	Hawk Multi CDM-T 70W/830 WFLf	2970g
1941256*	Hawk Multi CDM-T 70W/830 VWFLf	2970g
194A243*	Hawk E GA69 CDM-T 70W/830 SPf	1765g
194A253*	Hawk E GA69 CDM-T 70W/830 FLf	1765g
194A263*	Hawk E GA69 CDM-T 70W/830 WFLf	1765g
194A273*	Hawk E GA69 CDM-T 70W/830 VWFLf	1765g
1942243*	Hawk Multi CDM-T 150W/830 SPf	3780g
1942253*	Hawk Multi CDM-T 150W/830 FLf	3780g
1942263*	Hawk Multi CDM-T 150W/830 WFLf	3780g
194227A*	Hawk Multi CDM-T 150W/830 VWFLf	3780g
1949243*	Hawk E Multi SDW-TG 100W/825 SPf	2300g
1949253*	Hawk E Multi SDW-TG 100W/825 FLf	2300g
1949263*	Hawk E Multi SDW-TG 100W/825 WFLf	2300g
1949267*	Hawk E Multi SDW-TG 100W/825 VWFLf	2300g



### Measurements



**MT  
35W/70W/150W**  
X1: 270  
Y1: 200

**MT  
35W/70W/150W**  
X2: 277  
Y2: 340

**STH 100W**  
X1: 305  
Y1: 200

**STH 100W**  
X2: 277  
Y2: 375

## Titium

- Energy saving floodlight with high light intensity
- Housing thermoplastic
- Integrated full electronic control gear
- Easy lamp change due to the bayonet fixing of the one piece reflector unit
- Available for Metal Halide -T 35W/70W and SDW-TG 50W/100W
- When fitted with SDW-TG lightsources this fitting is perfect for illuminating bread and meat sections due to the warm light of this light source

### Product specifications

<b>Protection</b>	IP20, CAT 2
<b>Colour</b>	Silver, White, Black
<b>Gear</b>	Electronic (HF)
<b>Lightsource</b>	MT Elite-35/G12 MT Elite-70/G12 MT Shoplight-70/G12 MT-35/G12 MT-70/G12 STH-100/GX12 STH-50/GX12
<b>Reflector</b>	Faceted reflectors: SPf 12°, FLf 24°, WFLf 44°, VWFLf 60°

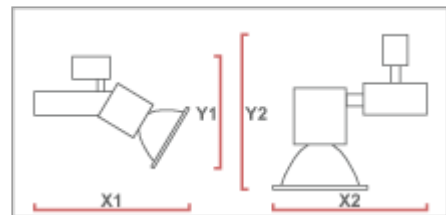
### Articles

\*' = 5 silver, 6 white, 9 black

1801511*	Titium GA69 CDM-T 35W/830 SPf	850g
1801521*	Titium GA69 CDM-T 35W/830 FLf	850g
1801531*	Titium GA69 CDM-T 35W/830 WFLf	850g
1801541*	Titium GA69 CDM-T 35W/830 VWFLf	850g
1802511*	Titium GA69 CDM-T 70W/830 SPf	840g
1802521*	Titium GA69 CDM-T 70W/830 FLf	840g
1802531*	Titium GA69 CDM-T 70W/830 WFLf	840g
1802541*	Titium GA69 CDM-T 70W/830 VWFLf	840g
1806515*	Titium GA69 SDW-TG 100W/825 SPf	1130g
1806525*	Titium GA69 SDW-TG 100W/825 FLf	1130g
1806535*	Titium GA69 SDW-TG 100W/825 WFLf	1130g
1806545*	Titium GA69 SDW-TG 100W/825 VWFLf	1130g



### Measurements



X1: 350  
Y1: 178

X2: 200  
Y2: 222



## Norm Duo Integrated T

- A lightweight twin gimbal type downlight made of powder painted sheet metal and die-cast aluminum
- Fitted with an integrated electronic twin control gear and track adapter
- Easy maintenance: integrated electronic gear and a one piece reflector unit with easy bayonet fixing for quick lightsource changes
- Available for Metal Halide 35W/70W and CDM-R111 35W/70W
- Wide range of movement: turnable 350° and adjustable 55°

### Product specifications

<b>Protection</b>	IP20, CAT 1
<b>Colour</b>	Silver, White, Black
<b>Gear</b>	Electronic (HF)
<b>Lightsource</b>	CDM-R111-35/GX8.5 CDM-R111-70/GX8.5 MT Elite-35/G12 MT Elite-70/G12 MT Shoplight-70/G12 MT-35/G12 MT-70/G12
<b>Reflector</b>	Faceted reflectors: SPf 12°, FLf 24°, WFLf 44°, VWFLf 60° Beam angle CDM-R111: SP 10°, FL 24°, WFL 40°

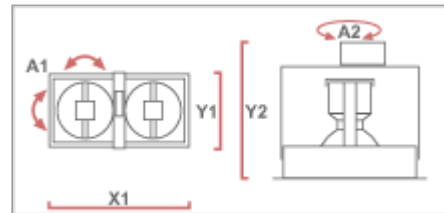
### Articles

\*1 = 5 silver, 6 white, 9 black

1625611*	Norm Duo Integrated T GA69 CDM-T 35W/830 SPf	3060g
1625621*	Norm Duo Integrated T GA69 CDM-T 35W/830 FLf	3060g
1625631*	Norm Duo Integrated T GA69 CDM-T 35W/830 WFLf	3060g
1625641*	Norm Duo Integrated T GA69 CDM-T 35W/830 VWFLf	3060g
1625511*	Norm Duo Integrated T GA69 CDM-T 70W/830 SPf	3480g
1625521*	Norm Duo Integrated T GA69 CDM-T 70W/830 FLf	3480g
1625531*	Norm Duo Integrated T GA69 CDM-T 70W/830 WFLf	3480g
1625541*	Norm Duo Integrated T GA69 CDM-T 70W/830 VWFLf	3480g



### Measurements



X1: 455  
Y1: 195

Y2: 180  
A1: 55°  
A2: 350°



## Long-bus

- Energy saving floodlight for compact fluorescent T5 lamps, 1x54W or 2x54W
- Housing powder painted sheet metal with anodized aluminium reflector
- Mounting directly to lighting track for an easy installation
- Available in two orientations - vertical or inclined 45° as a wallwasher

### Product specifications

<b>Protection</b>	IP20, CAT 1
<b>Colour</b>	Silver, White, Black
<b>Gear</b>	Electronic (HF)
<b>Lightsource</b>	FDH-54/G5

### Articles

\*1 = 5 silver, 6 white, 9 black

1201513\* Long-Bus GA69 1x54/830 2860g

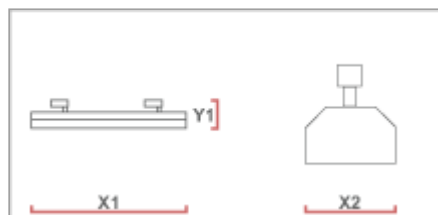
1202513\* Long-Bus GA69 2x54/830 2970g

1201543\* Long-Bus 45 GA69 1x54/830 2860g

1202543\* Long-Bus 45 GA69 2x54/830 2970g



### Measurements



X1: 1187  
Y1: 115

X2: 100



## Exus

- Energy saving floodlight for compact fluorescent lamp 36W
- Housing powder painted aluminium with anodized aluminium reflector, endcovers thermoplastic
- Turnable 360° and adjustable 180°

### Product specifications

<b>Protection</b>	IP20, CAT 1
<b>Colour</b>	Silver, White, Black
<b>Gear</b>	Conventional
<b>Lightsource</b>	FSS-36/2G10

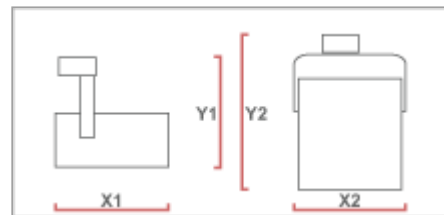
### Articles

\*1 = 5 silver, 6 white, 9 black

1732013\* Exus Multi F 36W/31 1840g



### Measurements



X1: 119  
Y1: 183

X2: 310



## Windy

- Wallwasher for 14W or 24W T5 fluorescent lightsource
- Body and shade in thermoplastic, anodised aluminium reflector
- Ideal for illuminating art and paintings

### Product specifications

<b>Protection</b>	IP20, CAT 2
<b>Colour</b>	Silver, White, Black
<b>Gear</b>	Electronic (HF)
<b>Lightsource</b>	FDH-14/G5 FDH-24/G5

### Articles

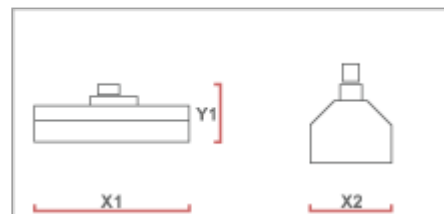
\*' = 5 silver, 6 white, 9 black

1011303\* Windy GA69 14W/830 660g

1012303\* Windy GA69 24W/830 660g



### Measurements



X1: 580  
Y1: 140

X2: 125



## CB-500

- Halogen spotlight for dichroic halogen lamp, max 50W
- Built in electronic transformer
- Housing powder painted aluminium
- Turnable 360° and adjustable 180°

### Product specifications

<b>Protection</b>	IP20, CAT 1
<b>Colour</b>	Silver, White, Black
<b>Gear</b>	Electronic Transformer
<b>Lightsources</b>	HRGS/UB-35/GU5.3 HRGS/UB-50/GU5.3 HRGS/UB/IB-35/GU5.3 HRGS/UB/IB-50/GU5.3
<b>Reflector</b>	Beam angle: SP 10°, FL 24°, WFL 38°, VWFL 60°

### Articles

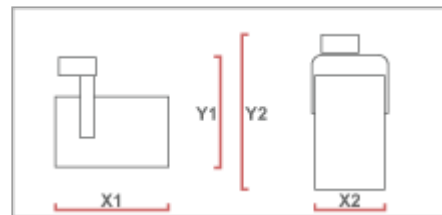
\*1 = 5 silver, 6 white, 9 black

1594011\* CB-500 GA69 50W SP 550g  
1594012\* CB-500 GA69 50W FL 550g  
1594013\* CB-500 GA69 50W WFL 550g  
1594014\* CB-500 GA69 50W VWFL 550g

1594021\* CB-500 GA69 50W IRC SP 550g  
1594022\* CB-500 GA69 50W IRC FL 550g  
1594023\* CB-500 GA69 50W IRC WFL 550g



### Measurements



X1: 167  
Y1: 164

X2: 111  
Y2: 230



## CB-501

- Halogen spotlight for dichroic halogen lamp, max 50W
- Built in electronic transformer
- Housing powder painted aluminium
- Turnable 360° and adjustable 180°

### Product specifications

<b>Protection</b>	IP20, CAT 2
<b>Colour</b>	Silver, White, Black
<b>Gear</b>	Electronic Transformer
<b>Lightsources</b>	HRGS/UB-35/GU5.3 HRGS/UB-50/GU5.3 HRGS/UB/IB-35/GU5.3 HRGS/UB/IB-50/GU5.3
<b>Reflector</b>	Beam angle: SP 10°, FL 24°, WFL 38°, VWFL 60°

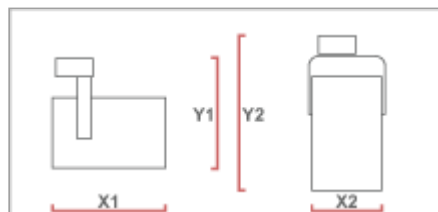
### Articles

\*1 = 5 silver, 6 white, 9 black

1644011*	CB-501	GA69	50W	SP	500g
1644012*	CB-501	GA69	50W	FL	500g
1644013*	CB-501	GA69	50W	WFL	500g
1644014*	CB-501	GA69	50W	VWFL	500g



### Measurements



X1: 175  
Y1: 160

X2: 130  
Y2: 238



## Balance

- Halogen spotlight for dichroic halogen lamp, max 50W
- Built in electronic transformer
- Housing made of thermoplastic
- Turnable 360° and adjustable 180°

### Product specifications

<b>Protection</b>	IP20, CAT 2
<b>Colour</b>	Silver, White, Black
<b>Gear</b>	Electronic Transformer
<b>Lightsources</b>	HRGS/UB-35/GU5.3 HRGS/UB-50/GU5.3 HRGS/UB/IB-35/GU5.3 HRGS/UB/IB-50/GU5.3
<b>Reflector</b>	Beam angle: SP 10°, FL 24°, WFL 38°, VWFL 60°

### Articles

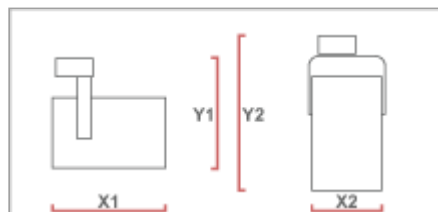
\*1 = 5 silver, 6 white, 9 black

1744011\* Balance GA69 50W SP 320g  
1744012\* Balance GA69 50W FL 320g  
1744013\* Balance GA69 50W WFL 320g  
1744014\* Balance GA69 50W VWFL 320g

1744031\* Balance GA69 50W IRC SP 320g  
1744032\* Balance GA69 50W IRC FL 320g  
1744033\* Balance GA69 50W IRC WFL 320g



### Measurements



X1: 190  
Y1: 160

X2: 115  
Y2: 255



## Novelty

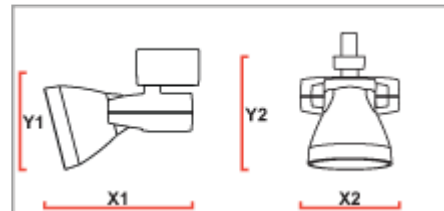
- Ideal for small or low shop areas where high quality lighting is a must
- Output of the 20W version is similar to a 75W halogen but with three times less heat generation and energy consumption
- Full electronic gear unit
- Made of die-cast aluminium
- Available for HCI-TF 20W

## Product specifications

<b>Protection</b>	IP20, CAT 1
<b>Colour</b>	Silver, White, Black
<b>Gear</b>	Electronic (HF)
<b>Lightsource</b>	MT-20/GU6.5
<b>Reflector</b>	Faceted reflectors: SPf 12°, FLf 24°, WFLf 34°



## Measurements



Y1: 94  
X1: 220

Y2: 123  
X2: 108



## Figur Single

Figur Single is an easily installed, semi-recessed, one piece downlight.

The reflectors are custom-designed for CDM-Tm light sources and are made out of high grade 99.9% pure aluminium. These, in combination with a specially coated, non reflective glass, give a stellar light output ratio up to 89% compared to an average of just 60-65%.

Maintenance is easy: a simple twist of the front bezel gives access to the lamp compartment while another twist locks it securely back in place.

It is also available in a double version, the Figur Duo.



### Product specifications

<b>Protection</b>	IP20, CAT 1
<b>Colour</b>	Silver, White, Black
<b>Gear</b>	Electronic (HF)
<b>Lightsources</b>	MT-20/PGJ5 MT-35/PGJ5
<b>Notice</b>	- Installation cut-out <b>165x165mm</b> - Maximum ceiling thickness: 25mm - Spring mounted - No tools required



## Figur Duo

Figur Duo is an easily installed, semi-recessed, one piece downlight.

Its reflectors are custom-designed for CDM-Tm light sources and are made out of high grade 99.9% pure aluminium. These, in combination with a specially coated, non reflective glass, give a stellar light output ratio up to 89% compared to an average of just 60-65%.

Maintenance is easy: a simple twist of the front bezel gives access to the lamp compartment while another twist locks it securely back in place.

It is also available in a single version, the Figur Single.



### Product specifications

<b>Protection</b>	IP20, CAT 1
<b>Colour</b>	Silver, White, Black
<b>Gear</b>	Electronic (HF)
<b>Lightsources</b>	MT-20/PGJ5 MT-35/PGJ5
<b>Notice</b>	- Installation cut-out <b>165x320mm</b> - Maximum ceiling thickness: 25mm - Spring mounted - No tools required



## Mini Norm Single

- A lightweight and miniature recessed downlight made of powder painted sheet metal and die-cast aluminum
- High-output faceted reflectors from 9° to 35°
- Easy to install & maintain: no-tools installation and a one piece reflector unit with easy bayonet fixing for quick lightsource changes
- Available for TC lamps from 20W to 70W

### Product specifications

<b>Protection</b>	IP20, CAT 2
<b>Colour</b>	Silver, White, Black
<b>Gear</b>	Electronic (HF), Conventional
<b>Lightsource</b>	MT Shoplight-70/G8.5 MT-20/G8.5 MT-35/G8.5 MT-70/G8.5
<b>Reflector</b>	Faceted reflectors TC: SPf 9°, FLf 25°, WFLf 42°
<b>Notice</b>	- Installation cut-out <b>115 x 115mm</b> - Maximum ceiling thickness: 25mm - Spring mounted - No tools required

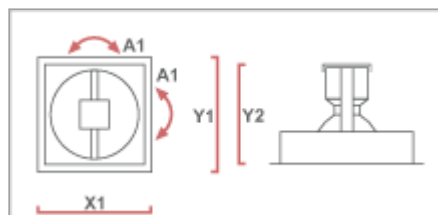
### Articles

\*' = 5 silver, 6 white, 9 black

1666111\* Mini Norm Single HF TC 35W/830 SPf  
1666121\* Mini Norm Single HF TC 35W/830 FLf  
1666131\* Mini Norm Single HF TC 35W/830 WFLf



### Measurements



X1: 135  
Y1: 135

Y2: 120  
A1: 30°  
A2: 50°



## Mini Norm Duo

- A lightweight and miniature recessed downlight made of powder painted sheet metal and die-cast aluminum
- High-output faceted reflectors from 9° to 35°
- Easy to install & maintain: no-tools installation and a one piece reflector unit with easy bayonet fixing for quick lightsource changes
- Available for TC lamps 20 and 35W

### Product specifications

<b>Protection</b>	IP20, CAT 2
<b>Colour</b>	Silver, White, Black
<b>Gear</b>	Electronic (HF), Conventional
<b>Lightsource</b>	MT-20/G8.5 MT-35/G8.5
<b>Reflector</b>	Faceted reflectors TC: SPf 9°, FLf 25°, WFLf 42°
<b>Notice</b>	- Installation cut-out <b>240 x 115mm</b> - Maximum ceiling thickness: 25mm - Spring mounted - No tools required

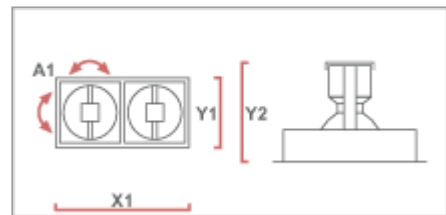
### Articles

\*1 = 5 silver, 6 white, 9 black

1667111*	Mini Norm Duo HF TC 35W/830 SPf
1667121*	Mini Norm Duo HF TC 35W/830 FLf
1667131*	Mini Norm Duo HF TC 35W/830 WFLf



### Measurements



X1: 253  
Y1: 135

Y2: 120  
A1: 30°  
A2: 50°



## Mini Norm Trio

- A lightweight and miniature recessed downlight made of powder painted sheet metal and die-cast aluminum
- High-output faceted reflectors from 9° to 35°
- Easy to install & maintain: no-tools installation and a one piece reflector unit with easy bayonet fixing for quick lightsource changes
- Available for TC lamps 20 and 35W

### Product specifications

<b>Protection</b>	IP20, CAT 2
<b>Colour</b>	Silver, White, Black
<b>Gear</b>	Electronic (HF), Conventional
<b>Lightsource</b>	MT-20/G8.5 MT-35/G8.5
<b>Reflector</b>	Faceted reflectors TC: SPf 9°, FLf 25°, WFLf 42°
<b>Notice</b>	- Installation cut-out <b>360 x 115mm</b> - Maximum ceiling thickness: 25mm - Spring mounted - No tools required

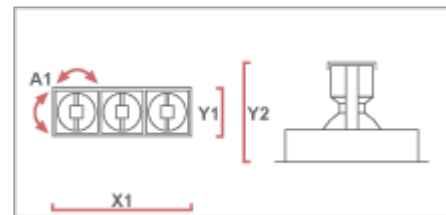
### Articles

\*1 = 5 silver, 6 white, 9 black

1668111*	Mini Norm Trio HF TC 35W/830 SPf
1668121*	Mini Norm Trio HF TC 35W/830 FLf
1668131*	Mini Norm Trio HF TC 35W/830 WFLf



### Measurements



X1: 373	Y2: 120
Y1: 135	A1: 30°
	A2: 50°

## Norm Single

- A lightweight recessed gimbal type downlight made of powder painted sheet metal and die-cast aluminum
- High-output faceted reflectors from 12° to 60°
- Easy to install & maintain: no-tools installation and a one piece reflector unit with easy bayonet fixing for quick lightsource changes
- Available with a wide range of lightsources: Metal Halide 35W/70W/150W, CDM-R111 35W/70W, SDW-TG 50W/100W and Halogen 111
- When fitted with SDW-TG lightsources this fitting is perfect for illuminating bread and meat sections due to the warm light of this lightsource
- Wide range of movement: turnable 360° and adjustable 55°
- Box cover available as an accessory

### Product specifications

<b>Protection</b>	IP20, CAT 2
<b>Colour</b>	Silver, White, Black
<b>Gear</b>	Electronic (HF), Conventional, Electronic Transformer
<b>Lightsource</b>	CDM-R111-35/GX8.5 CDM-R111-70/GX8.5 HMGS/UB-35/G53 HMGS/UB-50/G53 HMGS/UB/IB-35/G53 HMGS/UB/IB-50/G53 MT Elite-35/G12 MT Elite-70/G12 MT Shoplight-70/G12 MT-150/G12 MT-35/G12 MT-70/G12 STH-100/GX12 STH-50/GX12
<b>Reflector</b>	Faceted reflectors: SPf 12°, FLf 24°, WFLf 44°, VWFLf 60° Beam angle CDM-R111: SP 10°, FL 24°, WFL 40° Beam angle Halogen 111 IRC: SP 8°, FL 24° Beam angle Halogen 111: SSP 4°, SP 8°, FL 24°, WFL 45°
<b>Notice</b>	- Installation cut-out <b>180 x 180mm</b> - Maximum ceiling thickness: 25mm - Spring mounted - No tools required

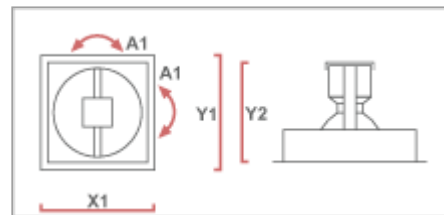
### Articles

'\*' = 5 silver, 6 white, 9 black

1621111*	Norm Single E CDM-T 70W/830 SPf	890g
1621121*	Norm Single E CDM-T 70W/830 FLf	890g
1621131*	Norm Single E CDM-T 70W/830 WFLf	890g
1621141*	Norm Single E CDM-T 70W/830 VWFLf	890g



### Measurements



X1: 195  
Y1: 195

Y2: 135  
A1: 55°

## Norm Circle

- A lightweight recessed gimbal type downlight made of die-cast aluminum
- High-output faceted reflectors from 12° to 60°
- Easy to install & maintain: no-tools installation and a one piece reflector unit with easy bayonet fixing for quick lightsource changes
- Available with a wide range of lightsources: Metal Halide 35W/70W/150W, CDM-R111 35W/70W, SDW-TG 50W/100W and Halogen 111
- When fitted with SDW-TG lightsources this fitting is perfect for illuminating bread and meat sections due to the warm light of this lightsource
- Wide range of movement: turnable 360° and adjustable 55°

## Product specifications

<b>Protection</b>	IP20, CAT 1/2
<b>Colour</b>	Silver, White, Black
<b>Gear</b>	Electronic (HF), Conventional, Electronic Transformer
<b>Lightsource</b>	CDM-R111-35/GX8.5 CDM-R111-70/GX8.5 HMGS/UB-35/G53 HMGS/UB-50/G53 HMGS/UB/IB-35/G53 HMGS/UB/IB-50/G53 MT Elite-35/G12 MT Elite-70/G12 MT Shoplight-70/G12 MT-150/G12 MT-35/G12 MT-70/G12 STH-100/GX12 STH-50/GX12
<b>Reflector</b>	Faceted reflectors: SPf 12°, FLf 24°, WFLf 44°, VWFLf 60° Beam angle CDM-R111: SP 10°, FL 24°, WFL 40° Beam angle Halogen 111 IRC: SP 8°, FL 24° Beam angle Halogen 111: SSP 4°, SP 8°, FL 24°, WFL 45°
<b>Notice</b>	- Installation cut-out diameter <b>195mm</b> - Maximum ceiling thickness: 25mm - Spring mounted - No tools required

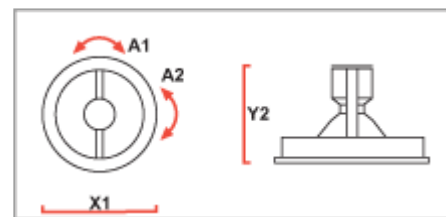
## Articles

\* = 5 silver, 6 white, 9 black

1628113*	Norm Circle E HCI-T 70W/830 SPf	890g
1628123*	Norm Circle E HCI-T 70W/830 FLf	890g
1628133*	Norm Circle E HCI-T 70W/830 WFLf	890g
1628143*	Norm Circle E HCI-T 70W/830 VWFLf	890g



## Measurements



X1: 207  
A1: 70°  
A2: 45°

Y2: 133

## Norm Single Extra

- A lightweight recessed gimbal type downlight made of powder painted sheet metal and die-cast aluminum
- Mounted either flush with the ceiling or extended in 3 different positions: **25°, 45° or 90°!**
- Easy to install & maintain: no-tools installation and a one piece reflector unit with easy bayonet fixing for quick lightsource changes
- Available with a wide range of lightsources: Metal Halide 35W/70W, SDW-TG 50W/100W and Halogen 111
- When fitted with SDW-TG lightsources this fitting is perfect for illuminating bread and meat sections due to the warm light of this lightsource
- Wide range of movement: turnable 360° and adjustable 55° - extended in 3 different positions!



### Product specifications

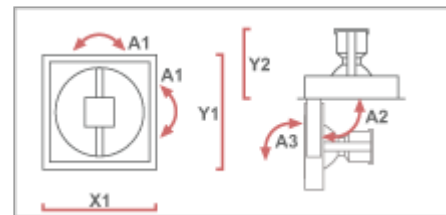
<b>Protection</b>	IP20, CAT 2
<b>Colour</b>	Silver, White, Black
<b>Gear</b>	Electronic (HF), Conventional, Electronic Transformer
<b>Lightsource</b>	MT Elite-35/G12 MT Elite-70/G12 MT Shoplight-70/G12 MT-35/G12 MT-70/G12 STH-100/GX12 STH-50/GX12
<b>Reflector</b>	Faceted reflectors: SPf 12°, FLf 24°, WFLf 44°, VWFLf 60°
<b>Notice</b>	- Installation cut-out <b>187 x 187mm</b> - Maximum ceiling thickness: 25mm - Spring mounted - No tools required

### Articles

\* = 5 silver, 6 white, 9 black

1621411*	Norm Single Extra HF CDM-T 70W/830 950g SPf
1621421*	Norm Single Extra HF CDM-T 70W/830 950g FLf
1621431*	Norm Single Extra HF CDM-T 70W/830 950g WFLf
1621441*	Norm Single Extra HF CDM-T 70W/830 950g VWFLf

### Measurements



X1: 202	Y2: 135
Y1: 202	A2: 25°, 45° or 90°
Y2: 135	A3: varies with A2,
A1: 55°	max 60°



## Norm Duo

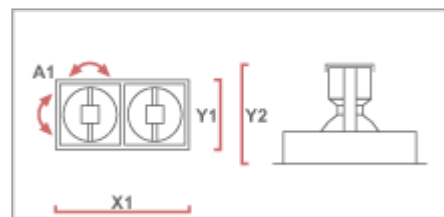
- A lightweight recessed gimbal type downlight made of powder painted sheet metal and die-cast aluminum
- High-output faceted reflectors from 12° to 60°
- Easy to install & maintain: no-tools installation and a one piece reflector unit with easy bayonet fixing for quick lightsource changes
- Available with a wide range of lightsources: Metal Halide 35W/70W, CDM-R111 35W/70W, SDW-TG 50W/100W and Halogen 111
- When fitted with SDW-TG lightsources this fitting is perfect for illuminating bread and meat sections due to the warm light of this lightsource
- Wide range of movement: turnable 360° and adjustable 55°
- Box covers available as an accessory

### Product specifications

<b>Protection</b>	IP20, CAT 2
<b>Colour</b>	Silver, White, Black
<b>Gear</b>	Electronic (HF), Conventional, Electronic Transformer
<b>Lightsource</b>	CDM-R111-35/GX8.5 CDM-R111-70/GX8.5 HMGS/UB-35/G53 HMGS/UB-50/G53 HMGS/UB/IB-35/G53 HMGS/UB/IB-50/G53 MT Elite-35/G12 MT Elite-70/G12 MT Shoplight-70/G12 MT-35/G12 MT-70/G12 STH-100/GX12 STH-50/GX12
<b>Reflector</b>	Faceted reflectors: SPf 12°, FLf 24°, WFLf 44°, VWFLf 60° Beam angle CDM-R111: SP 10°, FL 24°, WFL 40° Beam angle Halogen 111 IRC: SP 8°, FL 24° Beam angle Halogen 111: SSP 4°, SP 8°, FL 24°, WFL 45°
<b>Notice</b>	- Installation cut-out <b>355 x 180mm</b> - Spring mounted - No tools required - Maximum ceiling thickness: 25mm - Optional cable suspension set available - max length depending on gear and lightsource used



### Measurements



X1: 375	Y2: 135
Y1: 195	A1: 55°

### Articles

\*\* = 5 silver, 6 white, 9 black

1622111* Norm Duo E CDM-T 70W/830 SPf	1775g
1622121* Norm Duo E CDM-T 70W/830 FLf	1775g
1622131* Norm Duo E CDM-T 70W/830 WFLf	1775g
1622141* Norm Duo E CDM-T 70W/830 VWFLf	1775g



## Norm Trio

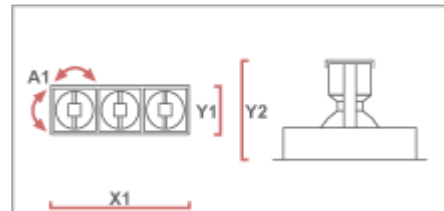
- A lightweight recessed gimbal type downlight made of powder painted sheet metal and die-cast aluminum
- High-output faceted reflectors from 12° to 60°
- Easy to install & maintain: no-tools installation and a one piece reflector unit with easy bayonet fixing for quick lightsource changes
- Available with a wide range of lightsources: Metal Halide 35W/70W, CDM-R111 35W/70W, SDW-TG 50W/100W and Halogen 111
- When fitted with SDW-TG lightsources this fitting is perfect for illuminating bread and meat sections due to the warm light of this lightsource
- Wide range of movement: turnable 360° and adjustable 55°



## Product specifications

<b>Protection</b>	IP20, CAT 2
<b>Colour</b>	Silver, White, Black
<b>Gear</b>	Electronic (HF), Conventional, Electronic Transformer
<b>Lightsource</b>	CDM-R111-35/GX8.5 CDM-R111-70/GX8.5 HMGS/UB-35/G53 HMGS/UB-50/G53 HMGS/UB/IB-35/G53 HMGS/UB/IB-50/G53 MT Elite-35/G12 MT Elite-70/G12 MT Shoplight-70/G12 MT-35/G12 MT-70/G12 STH-100/GX12 STH-50/GX12
<b>Reflector</b>	Faceted reflectors: SPf 12°, FLf 24°, WFLf 44°, VWFLf 60° Beam angle CDM-R111: SP 10°, FL 24°, WFL 40° Beam angle Halogen 111 IRC: SP 8°, FL 24° Beam angle Halogen 111: SSP 4°, SP 8°, FL 24°, WFL 45°
<b>Notice</b>	- Installation cut-out <b>530 x 180mm</b> - Maximum ceiling thickness: 25mm - Spring mounted - No tools required - Optional cable suspension set available - max length depending on gear and lightsource used

## Measurements



X1: 556	Y2: 135
Y1: 195	A1: 55°

## Articles

'\*' = 5 silver, 6 white, 9 black

1623111*	Norm Trio E CDM-T 70W/830 SPf	2590g
1623121*	Norm Trio E CDM-T 70W/830 FLf	2590g
1623131*	Norm Trio E CDM-T 70W/830 WFLf	2590g
1623141*	Norm Trio E CDM-T 70W/830 VWFLf	2590g



## Norm Quattro

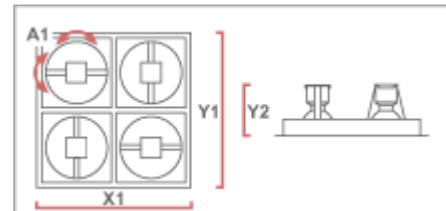
- A lightweight recessed gimbal type downlight made of powder painted sheet metal and die-cast aluminum
- High-output faceted reflectors from 12° to 60°
- Easy to install & maintain: no-tools installation and a one piece reflector unit with easy bayonet fixing for quick lightsource changes
- Available with a wide range of lightsources: Metal Halide 35W/70W, CDM-R111 35/70W, SDW-TG 50W/100W and Halogen 111
- When fitted with SDW-TG lightsources this fitting is perfect for illuminating bread and meat sections due to the warm light of this lightsource
- Wide range of movement: turnable 360° and adjustable 55°



## Product specifications

<b>Protection</b>	IP20, CAT 2
<b>Colour</b>	Silver, White, Black
<b>Gear</b>	Electronic (HF), Conventional, Electronic Transformer
<b>Lightsource</b>	CDM-R111-35/GX8.5 CDM-R111-70/GX8.5 HMGS/UB-35/G53 HMGS/UB-50/G53 HMGS/UB/IB-35/G53 HMGS/UB/IB-50/G53 MT Elite-35/G12 MT Elite-70/G12 MT Shoplight-70/G12 MT-35/G12 MT-70/G12 STH-100/GX12 STH-50/GX12
<b>Reflector</b>	Faceted reflectors: SPf 12°, FLf 24°, WFLf 44°, VWFLf 60° Beam angle CDM-R111: SP 10°, FL 24°, WFL 40° Beam angle Halogen 111 IRC: SP 8°, FL 24° Beam angle Halogen 111: SSP 4°, SP 8°, FL 24°, WFL 45°
<b>Notice</b>	- Installation cut-out <b>350 x 350mm</b> - Optional cable suspension set available - max length depending on gear and lightsource used

## Measurements



X1: 375	Y2: 135
Y1: 375	A1: 55°

## Articles

\* = 5 silver, 6 white, 9 black

1624111*	Norm Quattro E CDM-T 70W/830 SPf	4180g
1624121*	Norm Quattro E CDM-T 70W/830 FLf	4180g
1624131*	Norm Quattro E CDM-T 70W/830 WFLf	4180g
1624141*	Norm Quattro E CDM-T 70W/830 VWFLf	4180g



## Norm Quattro Mobile

- The Norm Quattro complete with integrated gears and mounting box
- Complete for easy mounting
- Available for metal halide 35W/70W
- Wide range of movement: individual heads turnable 360° and adjustable 55°

### Product specifications

<b>Protection</b>	IP20, CAT 1
<b>Lightsources</b>	MT Elite-35/G12 MT Elite-70/G12 MT Shoplight-70/G12 MT-35/G12 MT-70/G12
<b>Reflector</b>	Faceted reflectors: SPf 12°, FLf 24°, WFLf 44°, VWFLf 60°

### Articles

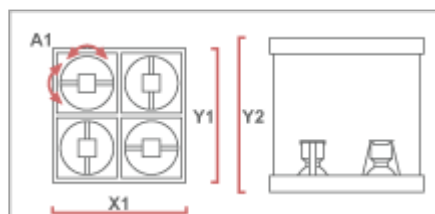
\*\* = 5 silver, 6 white, 9 black

1624811\* Norm Quattro Mobile CDM-T 35W/830 SPf 7400g  
1624821\* Norm Quattro Mobile CDM-T 35W/830 FLf 7400g  
1624831\* Norm Quattro Mobile CDM-T 35W/830 WFLf 7400g  
1624841\* Norm Quattro Mobile CDM-T 35W/830 VWFLf 7400g

1624911\* Norm Quattro Mobile CDM-T 70W/830 SPf 7400g  
1624921\* Norm Quattro Mobile CDM-T 70W/830 FLf 7400g  
1624931\* Norm Quattro Mobile CDM-T 70W/830 WFLf 7400g  
1624941\* Norm Quattro Mobile CDM-T 70W/830 VWFLf 7400g



### Measurements



X1: 375 Y2: adjustable, max 980  
Y1: 375 A1: 55°



## Norm Duo Integrated S

- A lightweight twin gimbal type downlight made of powder painted sheet metal and die-cast aluminum
- Supplied with an integrated electronic twin control gear and cable suspension kit
- Easy maintenance: integrated electronic gear and a one piece reflector unit with easy bayonet fixing for quick lightsource changes
- Available for Metal Halide 35W/70W and CDM-R111 35W/70W

### Product specifications

<b>Protection</b>	IP20, CAT 1
<b>Colour</b>	Silver, White, Black
<b>Gear</b>	Electronic (HF)
<b>Lightsource</b>	CDM-R111-35/GX8.5 CDM-R111-70/GX8.5 MT Elite-35/G12 MT Elite-70/G12 MT Shoplight-70/G12 MT-35/G12 MT-70/G12
<b>Reflector</b>	Faceted reflectors: SPf 12°, FLf 24°, WFLf 44°, VWFLf 60° Beam angle CDM-R111: SP 10°, FL 24°, WFL 40°

### Articles

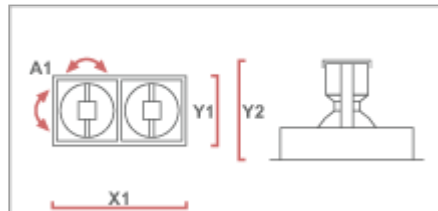
'\*' = 5 silver, 6 white, 9 black

1625411\* Norm Duo Integrated S CDM-T 35W/830 SPf 2780g  
 1625421\* Norm Duo Integrated S CDM-T 35W/830 FLf 2780g  
 1625431\* Norm Duo Integrated S CDM-T 35W/830 WFLf 2780g  
 1625441\* Norm Duo Integrated S CDM-T 35W/830 VWFLf 2780g

1625311\* Norm Duo Integrated S CDM-T 70W/830 SPf 3200g  
 1625321\* Norm Duo Integrated S CDM-T 70W/830 FLf 3200g  
 1625331\* Norm Duo Integrated S CDM-T 70W/830 WFLf 3200g  
 1625341\* Norm Duo Integrated S CDM-T 70W/830 VWFLf 3200g



### Measurements



X1: 455  
Y1: 195

Y2: 135  
A1: 55°

## Sting

- Stylish energy saving downlight constructed completely from die-cast aluminium for metal halide lightsources
- Available with stand-alone electronic or conventional control gears
- Either mounted fixed and flush with the ceiling or orientable
- Wide range of movement: turnable 350° and adjustable 40°
- Available with metal halide 35/70/150W
- Fitted with SDW-TG lightsources this fitting is ideal for the illumination of bread and meat sections due to the warm light of this lightsource

### Product specifications

<b>Protection</b>	IP20, CAT 2
<b>Colour</b>	Silver, White, Black
<b>Gear</b>	Electronic (HF), Conventional
<b>Lightsource</b>	MT Elite-35/G12 MT Elite-70/G12 MT Shoplight-70/G12 MT-150/G12 MT-35/G12 MT-70/G12 STH-100/GX12 STH-50/GX12
<b>Reflector</b>	Faceted reflectors: SPf 12°, FLf 24°, WFLf 44°, VWFLf 60°
<b>Notice</b>	- Installation cut-out diameter 195mm - Maximum ceiling thickness: 25mm - Spring mounted - No tools required

### Articles

\*1 = 5 silver, 6 white, 9 black

1780111\* Sting HF CDM-T 35W/830 SPf 1067g  
1780121\* Sting HF CDM-T 35W/830 FLf 1067g  
1780131\* Sting HF CDM-T 35W/830 WFLf 1067g  
1780141\* Sting HF CDM-T 35W/830 VWFLf 1067g

1781111\* Sting HF CDM-T 70W/830 SPf 1067g  
1781121\* Sting HF CDM-T 70W/830 FLf 1067g  
1781131\* Sting HF CDM-T 70W/830 WFLf 1067g  
1781141\* Sting HF CDM-T 70W/830 VWFLf 1067g

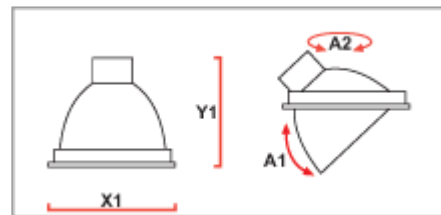
1782111\* Sting HF CDM-T 150W/830 SPf 1100g  
1782121\* Sting HF CDM-T 150W/830 FLf 1100g  
1782131\* Sting HF CDM-T 150W/830 WFLf 1100g  
1782141\* Sting HF CDM-T 150W/830 VWFLf 1100g

1785111\* Sting HF SDW-TG 50W/825 SPf 1150g  
1785121\* Sting HF SDW-TG 50W/825 FLf 1150g  
1785131\* Sting HF SDW-TG 50W/825 WFLf 1150g  
1785141\* Sting HF SDW-TG 50W/825 VWFLf 1150g

1786111\* Sting HF SDW-TG 100W/825 SPf 1150g  
1786121\* Sting HF SDW-TG 100W/825 FLf 1150g  
1786131\* Sting HF SDW-TG 100W/825 WFLf 1150g  
1786141\* Sting HF SDW-TG 100W/825 VWFLf 1150g



### Measurements



X1: 206  
Y1: 165

A1: 40°  
A2: 350°



## Mini-Sting

- Miniaturised and lightweight CDM-Tm downlight for indoor applications such as sparkling accents and shop windows
- Ideal for small or low shop areas where high quality lighting is a must
- Extremely compact - either mounted fixed and flush with the ceiling or orientable
- Constructed completely from die-cast aluminum
- Supplied with stand-alone electronic control gear
- Wide range of movement: turnable 350° and adjustable 42°
- Available with miniature metal halide light sources 20W or 35W

### Product specifications

<b>Protection</b>	IP20, CAT 2
<b>Colour</b>	Silver, White, Black
<b>Gear</b>	Electronic (HF)
<b>Lightsources</b>	MT-20/GU6.5 MT-20/PGJ5 MT-35/PGJ5
<b>Reflector</b>	Faceted reflectors: SPf 12°, FLf 24°, WFLf 34°
<b>Notice</b>	- Installation cut-out diameter <b>only 115mm</b> - Spring mounted - No tools required

### Articles

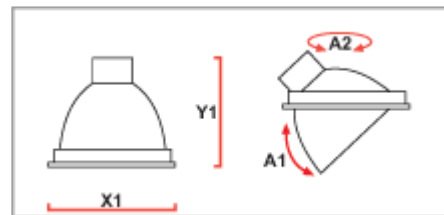
\*\* = 5 silver, 6 white, 9 black

1787111\* Mini Sting HF CDM-Tm 20W/830 SPf 432g  
1787121\* Mini Sting HF CDM-Tm 20W/830 FLf 432g  
1787131\* Mini Sting HF CDM-Tm 20W/830 WFLf 432g

1788111\* Mini Sting HF CDM-Tm 35W/930 SPf 605g  
1788121\* Mini Sting HF CDM-Tm 35W/930 FLf 605g  
1788131\* Mini Sting HF CDM-Tm 35W/930 WFLf 605g



### Measurements



X1: 123  
Y1: 85

A1: 42°  
A2: 350°




## Mony

- Energy saving downlight for compact fluorescent lamps
- Available from 1x13 to 2x42W
- Heatresistant thermoplastic housing with anodized aluminium reflector

### Product specifications

<b>Protection</b>	IP20/44, CAT 2
<b>Colour</b>	Silver, White, Black
<b>Gear</b>	Electronic (HF)
<b>Lightsources</b>	FSMH-32/GX24q-3 FSMH-42/GX24q-4 FSQ-13/G24q-1 FSQ-18/G24q-2 FSQ-26/G24q-3

<b>Notice</b>	- Installation cut-out diameter 250mm - Maximum ceiling thickness 50mm - Spring mounted - No tools required
---------------	---



### Articles

\*' = 5 silver, 6 white, 9 black

1072213\* Mony E 1x13W/31 1350g  
1072223\* Mony E 2x13W/31 1490g

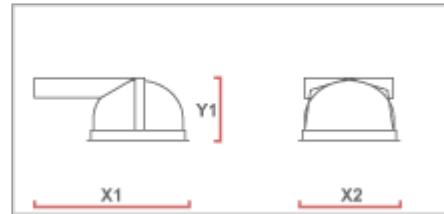
1075213\* Mony E 1x18W/31 1350g  
1075223\* Mony E 2x18W/31 1490g

1075313\* Mony E 1x26W/31 1360g  
1075323\* Mony E 2x26W/31 1530g

1079113\* Mony E 1x32W/31 1380g  
1079123\* Mony E 2x32W/31 1570g

1079213\* Mony E 1x42W/31 1400g  
1079223\* Mony E 2x42W/31 1700g

### Measurements



X1: 445  
Y1: 150

X2: 275



## Hony

- Compact, energy saving downlight for compact fluorescent lamps
- Available from 1x13W to 2x26W
- Heatresistant thermoplastic housing with anodized aluminium reflector
- Available in IP20 and IP44
- Built-in electronic control gear
- Easy to install & maintain: no-tools installation

### Product specifications

<b>Protection</b>	IP20/44, CAT 2
<b>Colour</b>	Silver, White, Black
<b>Gear</b>	Electronic (HF)
<b>Lightsource</b>	FSQ-13/G24q-1 FSQ-18/G24q-2 FSQ-26/G24q-3

<b>Notice</b>	- Installation cut-out diameter 200mm - Maximum ceiling thickness 50mm - Spring mounted - No tools required
---------------	---

### Articles

\*' = 5 silver, 6 white, 9 black

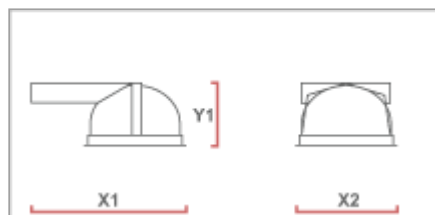
1062103\* Hony E 1x13W/31 700g  
1062203\* Hony E 2x13W/31 840g

1062303\* Hony E 1x18W/31 700g  
1062403\* Hony E 2x18W/31 840g

1062502\* Hony E 1x26W/21 710g  
1062602\* Hony E 2x26W/21 910g



### Measurements



X1: 363  
Y1: 114

X2: 218



## Pony

- Very compact energy saving downlight for compact fluorescent 1x13W
- Supplied with IP44 protective diffuser
- Built-in warm start electronic control gear
- Easy to install & maintain: no-tools installation

### Product specifications

<b>Protection</b>	IP20/44, CAT 2
<b>Colour</b>	Silver, White, Black
<b>Gear</b>	Electronic (HF)
<b>Lightsource</b>	FSQ-13/G24q-1
<b>Notice</b>	- Installation cut-out diameter 150mm - Maximum ceiling thickness 25mm - Spring mounted - No tools required

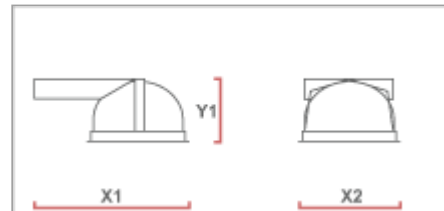
### Articles

\*1 = 5 silver, 6 white, 9 black

1082203\* Pony E 13W/31 440g



### Measurements



X1: 268  
Y1: 80

X2: 165



## Function DL

- Stylish energy saving downlight with high light intensity
- Available with integrated full electronic control gear for easy installation - alternatively stand-alone electronic or conventional control gears can be supplied
- Either mounted fixed and flush with the ceiling or orientable
- Wide range of movement: turnable 350° and adjustable 63°
- Available with metal halide 35W/70W, PAR30 35W/70W and SDW-TG 50W/100W
- Fitted with SDW-TG lightsources this fitting is ideal for the illumination of bread and meat sections due to the warm light of this lightsource

### Product specifications

<b>Protection</b>	IP20, CAT 2
<b>Colour</b>	Silver, White, Black
<b>Gear</b>	Electronic (HF), Conventional
<b>Lightsource</b>	MT Elite-35/G12 MT Elite-70/G12 MT Shoplight-70/G12 MT-35/G12 MT-70/G12 PAR30 MR-35/E27 PAR30 MR-70/E27 STH-100/GX12 STH-50/GX12
<b>Reflector</b>	Faceted reflectors: SPf 12°, FLf 24°, WFLf 44°, VWFLf 60° Beam angle PAR30: SP 10°, FL 30°, WFL 40°
<b>Notice</b>	- Installation cut-out diameter 160mm - Spring mounted - No tools required

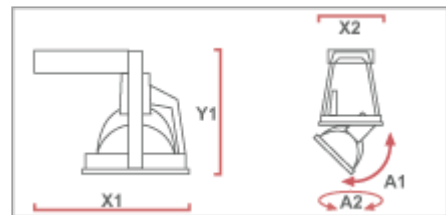
### Articles

\*1 = 5 silver, 6 white, 9 black

1863311* Function DL CDM-T 35W/830 SPf	2240g
1863321* Function DL CDM-T 35W/830 FLf	2240g
1863331* Function DL CDM-T 35W/830 WFLf	2240g
1865361* Function DL HF CDM-T 35W/830 SPf Integrated	1063g
1865371* Function DL HF CDM-T 35W/830 FLf Integrated	1063g
1865381* Function DL HF CDM-T 35W/830 WFLf Integrated	1063g
1865391* Function DL HF CDM-T 35W/830 VWFLf Integrated	1063g
1868311* Function DL E CDM-T 35W/830 SPf	950g
1868321* Function DL E CDM-T 35W/830 FLf	950g
1868331* Function DL E CDM-T 35W/830 WFLf	950g
1863711* Function DL CDM-T 70W/830 SPf	2570g
1863721* Function DL CDM-T 70W/830 FLf	2570g
1863731* Function DL CDM-T 70W/830 WFLf	2570g
1868711* Function DL E CDM-T 70W/830 SPf	950g
1868721* Function DL E CDM-T 70W/830 FLf	950g
1868731* Function DL E CDM-T 70W/830 WFLf	950g



### Measurements



#### integrated

X1: 339  
X2: 180  
Y1: 190  
A1: 63°  
A2: 350°

#### stand alone

X2: 180  
Y1: 190  
A1: 63°  
A2: 350°

1865761* Function DL HF CDM-T 70W/830 SPf Integrated	1095g
1865771* Function DL HF CDM-T 70W/830 FLf Integrated	1095g
1865781* Function DL HF CDM-T 70W/830 WFLf Integrated	1095g
1865791* Function DL HF CDM-T 70W/830 VWFLf Integrated	1095g
1869711* Function DL E SDW-TG 100W/825 SPf	1310g
1869721* Function DL E SDW-TG 100W/825 FLf	1310g
1869731* Function DL E SDW-TG 100W/825 WFLf	1310g
1862301* Function DL CDM-R PAR30 35W/830 SP	2040g
1862302* Function DL CDM-R PAR30 35W/830 FL	2040g
1862701* Function DL CDM-R PAR30 70W/830 SP	2370g
1862702* Function DL CDM-R PAR30 70W/830 FL	2370g



## Function PAR20

- Stylish and compact energy saving downlight with high light intensity
- Available with stand-alone electronic or conventional control gears
- Either mounted fixed and flush with the ceiling or orientable
- Wide range of movement: turnable 350° and adjustable 63°
- Available with metal halide PAR20 35W

## Product specifications

<b>Protection</b>	IP20, CAT 2
<b>Colour</b>	Silver, White, Black
<b>Gear</b>	Electronic (HF), Conventional
<b>Lightsource</b>	PAR20 MR-35/E27
<b>Reflector</b>	Beam angle PAR20: SP 10°, FL 30°
<b>Notice</b>	- Installation cut-out diameter 130mm - Spring mounted - No tools required

## Articles

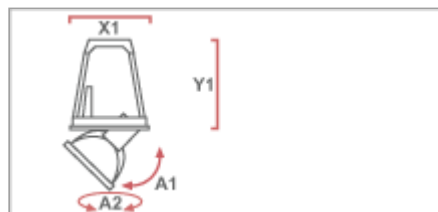
'\*' = 5 silver, 6 white, 9 black

1861301\* Function DL CDM-R PAR20 35W/830 SP 1970g

1861302\* Function DL CDM-R PAR20 35W/830 FL 1970g



## Measurements



X1: 142  
Y1: 145

A1: 63°  
A2: 350°

## Mond DL

- Stylish energy saving downlight with high light intensity
- Available with integrated full electronic control gear for easy installation - alternatively stand-alone electronic or conventional control gears can be supplied
- Either mounted fixed and flush with the ceiling or orientable
- Wide range of movement: turnable 350° and adjustable 63°
- Available with metal halide 35W/70W and SDW-TG 50W/100W
- Fitted with SDW-TG lightsources this fitting is ideal for the illumination of bread and meat sections due to the warm light of this lightsource

### Product specifications

<b>Protection</b>	IP20, CAT 2
<b>Colour</b>	Silver, White, Black
<b>Gear</b>	Electronic (HF), Conventional
<b>Lightsources</b>	MT Elite-35/G12 MT Elite-70/G12 MT Shoplight-70/G12 MT-35/G12 MT-70/G12 STH-100/GX12 STH-50/GX12
<b>Reflector</b>	Reflectors: SP 13°, FL 23°, WFL 46°
<b>Notice</b>	- Installation cut-out diameter 222mm - Maximum ceiling thickness: 30mm - Spring mounted - No tools required

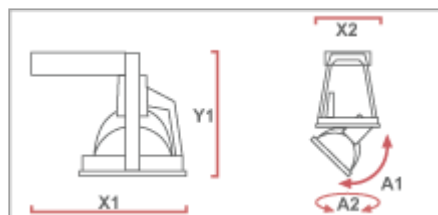
### Articles

\*1 = 5 silver, 6 white, 9 black

1831113* Mond CDM-T 35W/830 SP	2710g
1831143* Mond CDM-T 35W/830 FL	2710g
1831173* Mond CDM-T 35W/830 WFL	2710g
1831913* Mond E HF CDM-T 35W/830 SP Integrated	1587g
1831943* Mond E HF CDM-T 35W/830 FL Integrated	1587g
1831973* Mond E HF CDM-T 35W/830 WFL Integrated	1587g
1832113* Mond CDM-T 70W/830 SP	3040g
1832143* Mond CDM-T 70W/830 FL	3040g
1832173* Mond CDM-T 70W/830 WFL	3040g
1832913* Mond E HF CDM-T 70W/830 SP Integrated	1619g
1832943* Mond E HF CDM-T 70W/830 FL Integrated	1619g
1832973* Mond E HF CDM-T 70W/830 WFL Integrated	1619g
1837911* Mond E HF SDW-TG 100W/825 SP Integrated	1948g
1837941* Mond E HF SDW-TG 100W/825 FL Integrated	1948g
1837971* Mond E HF SDW-TG 100W/825 WFL Integrated	1948g



### Measurements



#### integrated

X1: 420  
X2: 240  
Y1: 190  
A1: 63°  
A2: 350°

#### stand alone

X2: 240  
Y1: 190  
A1: 63°  
A2: 350°



## Mond SDW-T

- Stylish energy saving downlight with high light intensity
- Supplied with stand-alone conventional control gear
- Either mounted fixed and flush with the ceiling or orientable
- Wide range of movement: turnable 350° and adjustable 63°
- Available with SDW-T 50W/100W
- Perfect for the illumination of bread and meat sections due to the warm light of the SDW-T lightsource

### Product specifications

<b>Protection</b>	IP20, CAT 2
<b>Colour</b>	Silver, White, Black
<b>Gear</b>	Conventional
<b>Lightsource</b>	STH-100/PG12-1 STH-50/PG12-1
<b>Reflector</b>	Reflectors: SP 13°, FL 23°, WFL 46°
<b>Notice</b>	- Installation cut-out diameter 222mm - Maximum ceiling thickness: 30mm - Spring mounted - No tools required

### Articles

\*1 = 5 silver, 6 white, 9 black

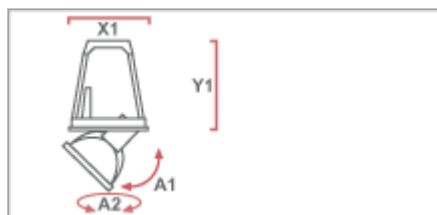
1837111\* Mond SDW-T 100W/825 SP 3130g

1837141\* Mond SDW-T 100W/825 FL 3130g

1837171\* Mond SDW-T 100W/825 WFL 3130g



### Measurements



X1: 240  
Y1: 190

A1: 63°  
A2: 350°



## Super DL

- Classic, very competitive fixed downlight
- Available with stand-alone electronic or conventional control gears
- Available with metal halide 35W/70W and SDW-T/TG 50W/100W
- Fitted with SDW-T or TG lightsources this fitting is ideal for the illumination of bread and meat sections due to the warm light of this lightsource

### Product specifications

<b>Protection</b>	IP20, CAT 2
<b>Colour</b>	Silver, White, Black
<b>Gear</b>	Electronic (HF), Conventional
<b>Lightsource</b>	MT Elite-35/G12 MT Elite-70/G12 MT Shoplight-70/G12 MT-35/G12 MT-70/G12 STH-100/GX12 STH-100/PG12-1 STH-50/GX12 STH-50/PG12-1
<b>Reflector</b>	Reflectors: SP 13°, FL 23°, WFL 46°
<b>Notice</b>	- Installation cut-out diameter 158mm - Spring mounted - No tools required

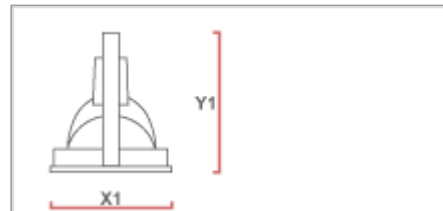
### Articles

- = 5 silver, 6 white, 9 black

1851113* Super CDM-T 35W/830 SP	2190g
1851143* Super CDM-T 35W/830 FL	2190g
1851173* Super CDM-T 35W/830 WFL	2190g
1852113* Super CDM-T 70W/830 SP	2520g
1852143* Super CDM-T 70W/830 FL	2520g
1852173* Super CDM-T 70W/830 WFL	2520g
1859011* Super DL SDW-T 100W/825 SP	2630g
1859041* Super DL SDW-T 100W/825 FL	2630g
1859071* Super DL SDW-T 100W/825 WFL	2630g



### Measurements



X1: 180  
Y1: 190

## Option

- Our latest and most flexible thermoplastic downlight
- Available with integrated full electronic control gear for easy installation - alternatively stand-alone electronic or conventional control gears can be supplied
- Either mounted fixed and flush with the ceiling or orientable
- Wide range of movement: turnable 360° and adjustable 55°
- Available with metal halide 35W/70W and SDW-TG 50W/100W
- Fitted with SDW-TG lightsources this fitting is ideal for the illumination of bread and meat sections due to the warm light of this lightsource

### Product specifications

<b>Protection</b>	IP20, CAT 2
<b>Colour</b>	Silver, White, Black
<b>Gear</b>	Electronic (HF), Conventional
<b>Lightsources</b>	MT Elite-35/G12 MT Elite-70/G12 MT Shoplight-70/G12 MT-35/G12 MT-70/G12 STH-100/GX12 STH-50/GX12
<b>Reflector</b>	Faceted reflectors: SPf 12°, FLf 24°, WFLf 44°, VWFLf 60°
<b>Notice</b>	- Installation cut-out diameter 160mm - Spring mounted - No tools required

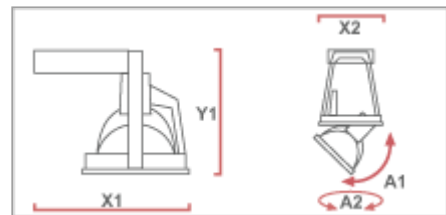
### Articles

\*1 = 5 silver, 6 white, 9 black

1632111* Option HF CDM-T 70W/830 SPf	1035g
1632121* Option HF CDM-T 70W/830 FLf	1035g
1632131* Option HF CDM-T 70W/830 WFLf	1035g
1632141* Option HF CDM-T 70W/830 VWFLf	1035g



### Measurements



#### integrated

X1: 334  
X2: 170  
Y1: 190  
A1: 55°  
A2: 360°

#### stand alone

X2: 170  
Y1: 190  
A1: 55°  
A2: 360°

## Secur

- A stylish and very flexible pendant luminaire made of die-cast aluminium available with a wide range of different lightsources
- Equipped with electronic control gear
- Housing in die-cast aluminium
- available with clear acrylic prismatic reflectors or aluminium reflectors in **silver, red, green and blue!**
- Standard supplied with 4m cable, longer lengths on request
- Available with different sized aluminium, and Reflexor® by LexaLite® acrylic diffusers

### Product specifications

<b>Colour</b>	Silver, White, Black
<b>Gear</b>	Electronic (HF)
<b>Lightsource</b>	FSMH-32/GX24q-3 FSMH-42/GX24q-4 FSQ-13/G24q-1 FSQ-18/G24q-2 FSQ-26/G24q-3 MT Elite-35/G12 MT Elite-70/G12 MT Shoplight-70/G12 MT-150/G12 MT-35/G12 MT-70/G12 STH-100/GX12 STH-50/GX12
<b>Reflector</b>	Faceted reflectors: SPf 12°, FLf 24°, WFLf 44°, VWFLf 60°

### Articles

\*1 = 5 silver, 6 white, 9 black

Please note that the article numbers below are with the standard transparent diffuser!

1272113\* Secur 812 D/E 1x26/31  
1272213\* Secur 812 D/E 2x26/31  
1273113\* Secur 812 T/E 1x32/31  
1273213\* Secur 812 T/E 2x32/31  
1274113\* Secur 812 T/E 1x42/31

1276111\* Secur 812 CDM-T 70W/830 SPf  
1276121\* Secur 812 CDM-T 70W/830 FLf  
1276131\* Secur 812 CDM-T 70W/830 WFLf  
1276141\* Secur 812 CDM-T 70W/830 VWFLf

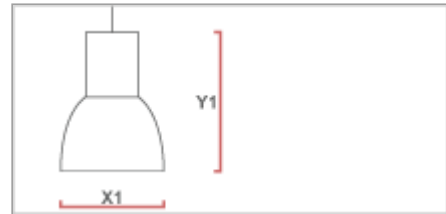
1279111\* Secur 812 SDW-TG 100W/825 SPf  
1279121\* Secur 812 SDW-TG 100W/825 FLf  
1279131\* Secur 812 SDW-TG 100W/825 WFLf  
1279141\* Secur 812 SDW-TG 100W/825 VWFLf

1273163\* Secur 816 T/E 1x32/31  
1273263\* Secur 816 T/E 2x32/31  
1274163\* Secur 816 T/E 1x42/31  
1274263\* Secur 816 T/E 2x42/31

1276711\* Secur 816 CDM-T 70W/830 SPf



### Measurements



**812**  
X1: 315  
Y1: 415

**816**  
X1: 406  
Y1: 510

1276721\* Secur 816 CDM-T 70W/830 FLf  
1276731\* Secur 816 CDM-T 70W/830 WFLf  
1276741\* Secur 816 CDM-T 70W/830 VWFLf

1277611\* Secur 816 CDM-T 150W/830 SPf  
1277621\* Secur 816 CDM-T 150W/830 FLf  
1277631\* Secur 816 CDM-T 150W/830 WFLf  
1277641\* Secur 816 CDM-T 150W/830 VWFLf

## Optic

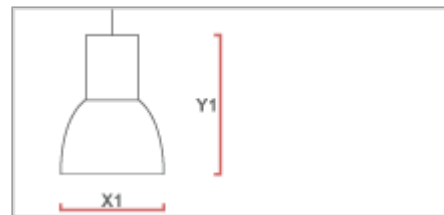
- Pendant luminaire with wide range of different lightsources
- Equipped with either electronic or conventional control gears
- Housing in thermoplastic, prismatic reflector in acryl
- Standard with 3m wire suspension and 4m cable, longer lengths on request
- Available with different sized aluminium, and Reflexor® by LexaLite® acrylic diffusers

## Product specifications

<b>Protection</b>	IP20, CAT 1/2
<b>Colour</b>	Silver, White, Black
<b>Gear</b>	Electronic (HF), Conventional
<b>Lightsource</b>	FSMH-32/GX24q-3 FSMH-42/GX24q-4 FSMH-60/2G8 FSMH-85/2G8 FSQ-13/G24q-1 FSQ-18/G24q-2 FSQ-26/G24q-3 MCS-100/E27 MCS-70/E27 MT Elite-35/G12 MT Elite-70/G12 MT Shoplight-70/G12 MT-35/G12 MT-70/G12 PAR20 MR-35/E27 PAR30 MR-35/E27 PAR30 MR-70/E27 STH-100/GX12 STH-100/PG12-1 STH-50/GX12 STH-50/PG12-1
<b>Reflector</b>	Faceted reflectors: SPf 12°, FLf 24°, WFLf 44°, VWFLf 60° Beam angle PAR20: SP 10°, FL 30° Beam angle PAR30: SP 10°, FL 30°, WFL 40°



## Measurements



**812**  
X1: 315  
Y1: 385

**816**  
X1: 406  
Y1: 480

## Articles

\*1 = 5 silver, 6 white, 9 black

Please note that the article numbers below are with the standard transparent diffuser!

140113*0 Optic 812 D/E 1x26W/31	1710g
140123*0 Optic 812 D/E 2x26W/31	1910g
140213*0 Optic 812 T/E 1x32W/31	1760g
140223*0 Optic 812 T/E 2x32W/31	1950g
140233*0 Optic 812 T/E 1x42W/31	1950g
14044S*0 Optic 812 E CDM-T 70W/830 SPf	2040g
140442*0 Optic 812 E CDM-T 70W/830 FLf	2040g
140443*0 Optic 812 E CDM-T 70W/830 WFLf	2040g
140444*0 Optic 812 E CDM-T 70W/830 VWFLf	2040g

14049S*0 Optic 812 CDM-T 70W/830 SPf	3220g
140492*0 Optic 812 CDM-T 70W/830 FLf	3220g
140493*0 Optic 812 CDM-T 70W/830 WFLf	3220g



## Optic 809

- Stylish, small pendant available with CDM-Tm 20W - perfect for accent lighting
- Housing in thermoplastic
- Standard supplied with 3m cable, longer lengths on request
- Available with aluminium, and Reflexor® by LexaLite® acrylic diffusers

### Product specifications


<b>Protection</b>	IP20, CAT 2
<b>Colour</b>	Silver, White, Black
<b>Gear</b>	Electronic (HF)
<b>Lightsource</b>	MT-20/PGJ5
<b>Reflector</b>	Faceted reflectors: SPf 12°, FLf 24°, WFLf 34°

### Articles

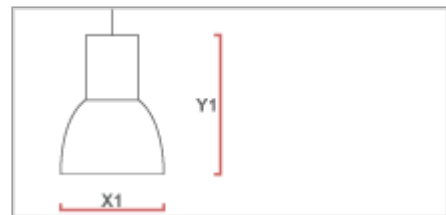
\*1 = 5 silver, 6 white, 9 black

Please note that the article numbers below are with the standard transparent diffuser!

126111\*0 Optic 809 20W/830 SP 790g  
126112\*0 Optic 809 20W/830 FL 790g  
126113\*0 Optic 809 20W/830 WFL 790g



### Measurements



X1: 229  
Y1: 270

## Jumbo

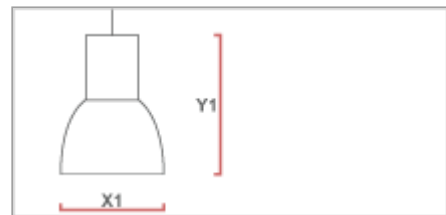
- Multifunctional pendant available with a wide range of different lightsources for general or accent lighting
- Equipped with either electronic or conventional control gears
- Housing in extruded aluminium and thermoplastic
- Standard with 3m wire suspension and 4m cable, longer lengths on request
- Available with different sized aluminium, and Reflexor® by LexaLite® acrylic diffusers

### Product specifications

<b>Protection</b>	IP20, CAT 1/2
<b>Colour</b>	Silver, White, Black
<b>Gear</b>	Electronic (HF), Conventional
<b>Lightsource</b>	FSMH-120/2G8 FSMH-32/GX24q-3 FSMH-42/GX24q-4 FSMH-60/2G8 FSMH-85/2G8 FSQ-13/G24q-1 FSQ-18/G24q-2 FSQ-26/G24q-3 MCS-100/E27 MCS-150/E27 MCS-70/E27 MT Elite-35/G12 MT Elite-70/G12 MT Shoplight-70/G12 MT-35/G12 MT-70/G12 PAR20 MR-35/E27 PAR30 MR-35/E27 PAR30 MR-70/E27 STH-100/GX12 STH-100/PG12-1 STH-50/GX12 STH-50/PG12-1
<b>Reflector</b>	Faceted reflectors: SPf 12°, FLf 24°, WFLf 44°, VWFLf 60° Beam angle PAR20: SP 10°, FL 30° Beam angle PAR30: SP 10°, FL 30°, WFL 40°



### Measurements



<b>816</b>	<b>816</b>
<b>less than 100W</b>	<b>100W or more and all FSMH/2G8</b>
X1: 406	X1: 406
Y1: 480	Y1: 530

### Articles

\*1 = 5 silver, 6 white, 9 black

Please note that the article numbers below are with the standard transparent diffuser!

1393423* Jumbo 816 D/E 2x26W/31	3100g
1394223* Jumbo 816 T/E 2x32W/31	3100g
1394423* Jumbo 816 T/E 2x42W/31	3230g
139475*0 Jumbo 816 CDM-T 70W/830 SPf	4790g
139476*0 Jumbo 816 CDM-T 70W/830 FLf	4790g
139477*0 Jumbo 816 CDM-T 70W/830 WFLf	4790g
139525*0 Jumbo 816 CDM-T 150W/830 SPf	5630g

139526\*0 Jumbo 816 CDM-T 150W/830 FLf 5630g  
139527\*0 Jumbo 816 CDM-T 150W/830 WFLf 5630g

139A111\* Jumbo E 816 PL-H 60W/830 3154g  
139A131\* Jumbo E 816 PL-H 85W/830 3188g  
139A151\* Jumbo E 816 PL-H 120W/830 3486g

## Magic

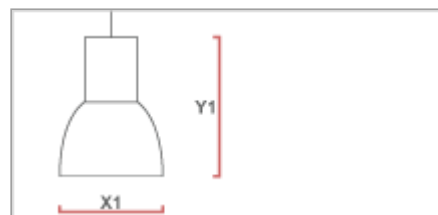
- Slim lined pendant available with a wide range of different lightsources
- Equipped with electronic control gear
- Housing in thermoplastic
- Standard with 3m wire suspension and 4m cable, longer lengths on request
- Available with different sized aluminium, and Reflexor® by LexaLite® acrylic diffusers

### Product specifications

<b>Protection</b>	IP20, CAT 2
<b>Colour</b>	Silver, White, Black
<b>Gear</b>	Electronic (HF)
<b>Lightsource</b>	FSMH-120/2G8 FSMH-32/GX24q-3 FSMH-42/GX24q-4 FSMH-60/2G8 FSMH-85/2G8 FSQ-13/G24q-1 FSQ-18/G24q-2 FSQ-26/G24q-3 MCS-100/E27 MCS-70/E27 MT Elite-35/G12 MT Elite-70/G12 MT Shoplight-70/G12 MT-35/G12 MT-70/G12 PAR20 MR-35/E27 PAR30 MR-35/E27 PAR30 MR-70/E27 STH-100/GX12 STH-50/GX12
<b>Reflector</b>	Faceted reflectors: SPf 12°, FLf 24°, WFLf 44°, VWFLf 60° Beam angle PAR20: SP 10°, FL 30° Beam angle PAR30: SP 10°, FL 30°, WFL 40°



### Measurements



**812**  
X1: 315  
Y1: 462

**816**  
X1: 406  
Y1: 560

### Articles

\*1 = 5 silver, 6 white, 9 black

Please note that the article numbers below are with the standard transparent diffuser!

142E101\* Magic 816 2x26W/840 2161g  
142E401\* Magic 816 2x32W/840 2205g  
142E701\* Magic 816 2x42W/840 2231g

142G101\* Magic 816 PL-H 60W/830 2268g  
142G301\* Magic 816 PL-H 85W/830 2302g  
142G501\* Magic 816 PL-H 120W/830 2342g

1422351\* Magic 816 CDM-T 70W/830 SPf 2232g  
1422361\* Magic 816 CDM-T 70W/830 FLf 2232g  
1422371\* Magic 816 CDM-T 70W/830 WFLf 2232g  
1422381\* Magic 816 CDM-T 70W/830 VWFLf 2232g

142A251\* Magic 816 SDW-TG 100W/825 SPf 2809g  
142A261\* Magic 816 SDW-TG 100W/825 FLf 2809g  
142A271\* Magic 816 SDW-TG 100W/825 WFLf 2809g  
142A281\* Magic 816 SDW-TG 100W/825 VWFLf 2809g



## Sunny

- Energy saving slim-lined universal luminaire
- Supplied with electronic gear for compact fluorescent lamp 13W
- Housing in thermoplastic
- Acrylic diffuser

### Product specifications

<b>Protection</b>	IP20, CAT 2
<b>Colour</b>	Silver, White, Black
<b>Gear</b>	Electronic (HF)
<b>Lightsource</b>	FSQ-13/G24q-1

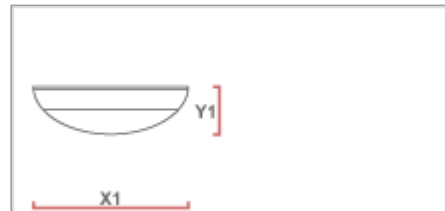
### Articles

\*' = 5 silver, 6 white, 9 black

1051113\* Sunny 13W/31 350g



### Measurements



X1: 250  
Y1: 88



## Mamy

- Energy saving, universal luminaire
- Full electronic control gear
- Available with a wide range of lightsources
- Acrylic diffuser

### Product specifications

<b>Protection</b>	IP20, CAT 2
<b>Colour</b>	Silver, White, Black
<b>Gear</b>	Electronic (HF)
<b>Lightsource</b>	FSQ-26/G24q-3

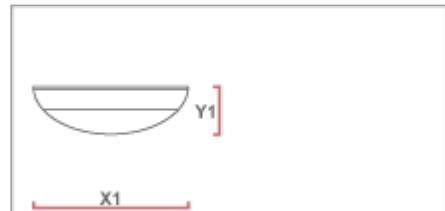
### Articles

\*1 = 5 silver, 6 white, 9 black

1053103\* Mamy D/E 26W/31 950g



### Measurements



X1: 345  
Y1: 145



## Partout

- Energy saving and practical universal luminaire for compact fluorescent lamp 1x9W or 2x9W
- Heat resistant thermoplastic housing and acrylic diffusor

## Product specifications

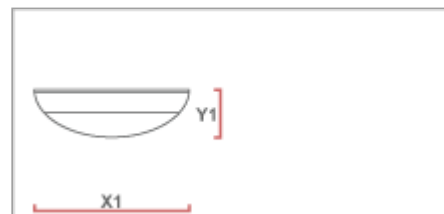
<b>Protection</b>	IP20, CAT 2
<b>Colour</b>	White
<b>Gear</b>	Conventional
<b>Lightsource</b>	FSD-9/G23

## Articles

- 13511036 Partout 1x9W/31 white 710g  
13521036 Partout 2x9W/31 white 770g



## Measurements



X1: 255  
Y1: 80



## Partout II

- Energy saving and practical universal luminaire for compact fluorescent lamp 1x9W or 2x9W
- Heat resistant thermoplastic housing and acrylic diffuser
- IP44

### Product specifications

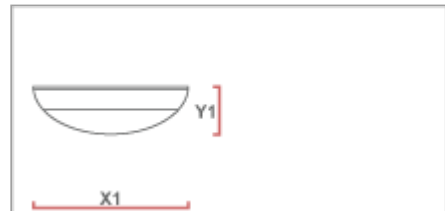
<b>Protection</b>	IP44, CAT 2
<b>Colour</b>	White
<b>Gear</b>	Conventional
<b>Lightsource</b>	FSD-9/G23

### Articles

- 13561036 Partout II 1x9W/31 white 840g  
13571036 Partout II 2x9W/31 white 880g



### Measurements



X1: 255  
Y1: 110



## Practical

- Energy saving and slim-lined batten for compact or standard fluorescent lamp
- Available with or without twin socket outlets
- Housing in powder painted sheet metal
- Acrylic diffusor
- Ideal for the kitchen - mounting on the wall or under cupboards

## Product specifications

<b>Protection</b>	IP21, CAT 1
<b>Colour</b>	White
<b>Gear</b>	Conventional
<b>Lightsource</b>	FD-18/G13 FSD-11/G23

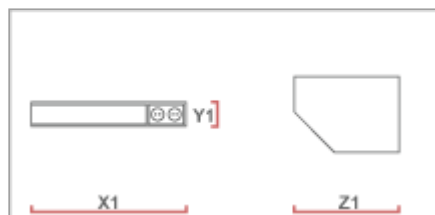
## Articles

13111036 Practical K-11W/31 1600g  
13121036 Practical K-11W/31 A right 1910g  
13121136 Practical K-11W/31 A left 1910g

13131036 Practical K-18W/31 850g  
13141036 Practical K-18W/31 A right 1140g  
13141136 Practical K-18W/31 A left 1140g



## Measurements



<b>11W A left/right</b>	<b>18W A left/right</b>
X1: 410	X1: 755
Y1: 65	Y1: 65
Z1: 87	Z1: 87

<b>11W A</b>	<b>18W</b>
X1: 285	X1: 640
Y1: 65	Y1: 65
Z1: 87	Z1: 87



## Globus

- Energy saving and practical universal luminaire for compact fluorescent lamp F 24W/36W
- Heat resistant thermoplastic housing and acrylic diffusor
- Anodized aluminium reflector

### Product specifications

<b>Protection</b>	IP44, CAT 1
<b>Colour</b>	Silver, White, Black
<b>Gear</b>	Conventional
<b>Lightsource</b>	FSS-24/2G10 FSS-36/2G10

### Articles

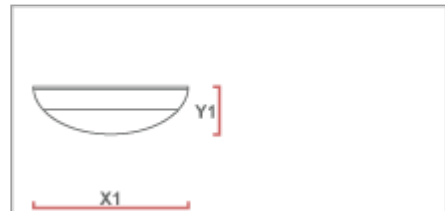
\*' = 5 silver, 6 white, 9 black

1342103\* Globus 1x24W/31 1630g

1341103\* Globus 1x36W/31 1630g



### Measurements



X1: 280  
Y1: 110



## Penny

- Slim lined batten for T5 fluorescent tube available in two sizes - 8W and 13W
- Housing in thermo plastic
- Standard equipped with acrylic diffuser
- Plug-through electrical connection, standard supply includes 2m cable for plug in connection
- As accessory available plug-through connector and plug-through cable 60cm
- Mounting on wall or under shelves and cupboards

### Product specifications

<b>Protection</b>	IP20, CAT 2
<b>Colour</b>	Silver, White, Black
<b>Gear</b>	Electronic (HF)
<b>Lightsources</b>	FD-13/G5 FD-8/G5

### Articles

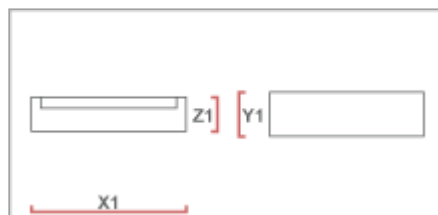
\*1 = 5 silver, 6 white, 9 black

1036104\* Penny 8W/41 400g

1037104\* Penny 13W/41 580g



### Measurements



<b>8W</b>	<b>13W</b>
X1: 340	X1: 570
Y1: 20	Y1: 20
Z1: 80	Z1: 80



## Skinny

- Slim lined batten for T5 fluorescent tube available in two sizes - 8W and 14W
- Ideal for shelf lighting in retail environment
- Housing in thermo plastic
- Plug-through electrical connection, standard supply includes 2m cable for plug in connection
- As accessory available plug-through connector and plug-through cable 60cm
- Mounting on wall or under shelves and cupboards

### Product specifications

<b>Protection</b>	IP20, CAT 2
<b>Colour</b>	Silver, White, Black
<b>Gear</b>	Electronic (HF)
<b>Lightsource</b>	FD-8/G5 FDH-14/G5

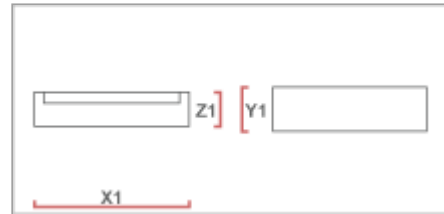
### Articles

\*1 = 5 silver, 6 white, 9 black

1042104\* Skinny 14W/41 460g



### Measurements



<b>8W</b>	<b>14W</b>
X1: 340	X1: 570
Y1: 20	Y1: 20
Z1: 80	Z1: 80



## Circus

- Energy saving and practical universal luminaire for compact fluorescent lamp 2x9W
- Heat resistant thermoplastic housing and acrylic diffusor
- Anodized aluminium reflector

### Product specifications

<b>Protection</b>	IP44, CAT 1
<b>Colour</b>	Silver, White, Black
<b>Gear</b>	Conventional
<b>Lightsource</b>	FSD-9/G23

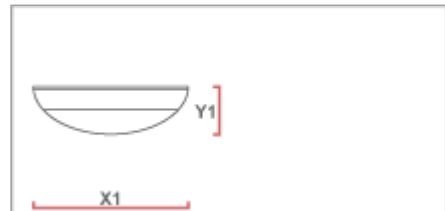
### Articles

\*1 = 5 silver, 6 white, 9 black

1332103\* Circus 2x9W/31 830g



### Measurements



X1: 222  
Y1: 92



## Sensus

- Energy saving and practical universal luminaire for compact fluorescent lamps 2x11W
- Heat resistant thermoplastic housing and acrylic diffusor
- Anodized aluminium reflector
- Mounting indoors or outdoors, also partly recessed
- IP44

### Product specifications

<b>Protection</b>	IP44, CAT 1
<b>Colour</b>	Silver, White, Black
<b>Gear</b>	Conventional
<b>Lightsource</b>	FSD-11/G23

### Articles

\*' = 5 silver, 6 white, 9 black

1322103\* Sensus 2x11W/31



### Measurements



X1: 290x290  
Y1: 80